

Spring 2023

ADVANCED TOPICS IN COMPUTER VISION

Atlas Wang

Assistant Professor, The University of Texas at Austin


Visual Informatics Group@UT Austin

<https://vita-group.github.io/>

Trustworthy Computer Vision?



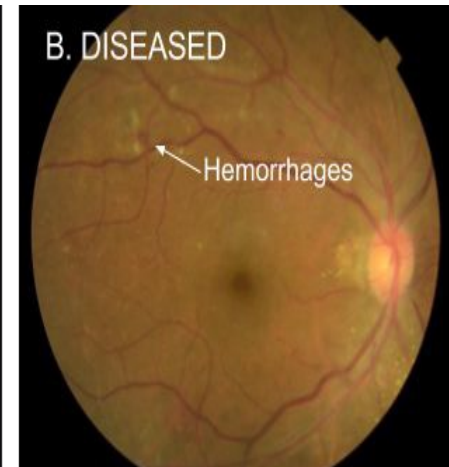
Self-Driving Perception



Face
Recognition



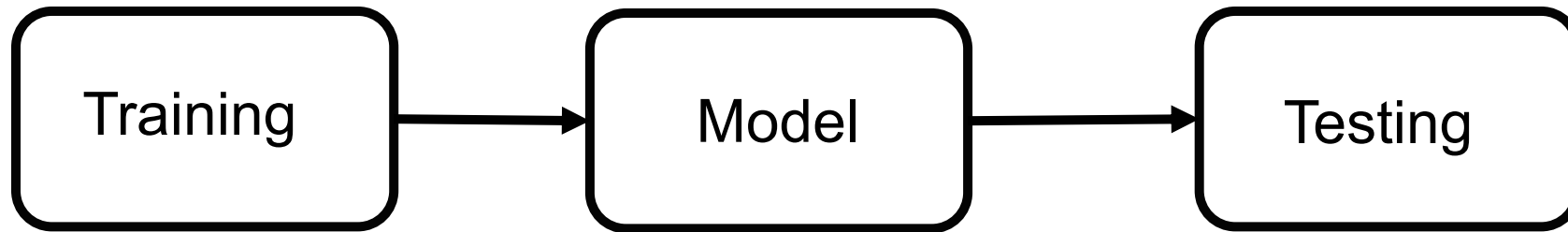
Safe Control




Medical Diagnosis

Failure Mode I: Data Violate Assumptions

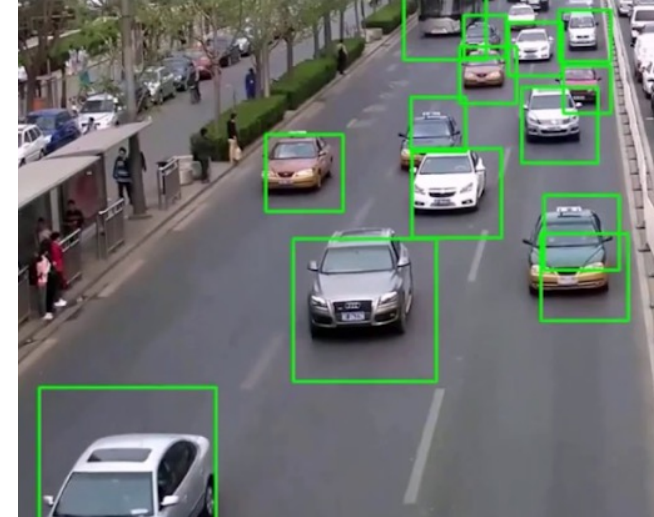
Assumption: Training data is a good representation of the testing



In the real world:

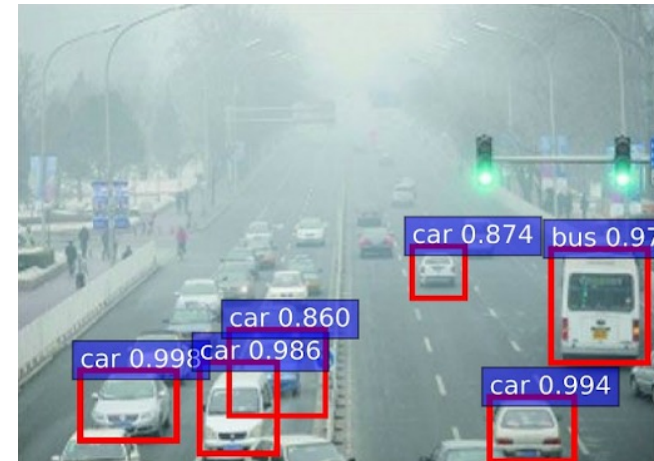


Failure Mode I: Data Violate Assumptions



Degraded Visual Environments (DVEs): low-resolution, rain, low-light, haze ...

- ... cause degradations for visual understanding: reduced contrasts, detail occlusions, abnormal illumination, faded surfaces and color shift...
- It is related to, but not just, image restoration




Failure Mode I: Data Violate Assumptions

Synthetic:
(Training)

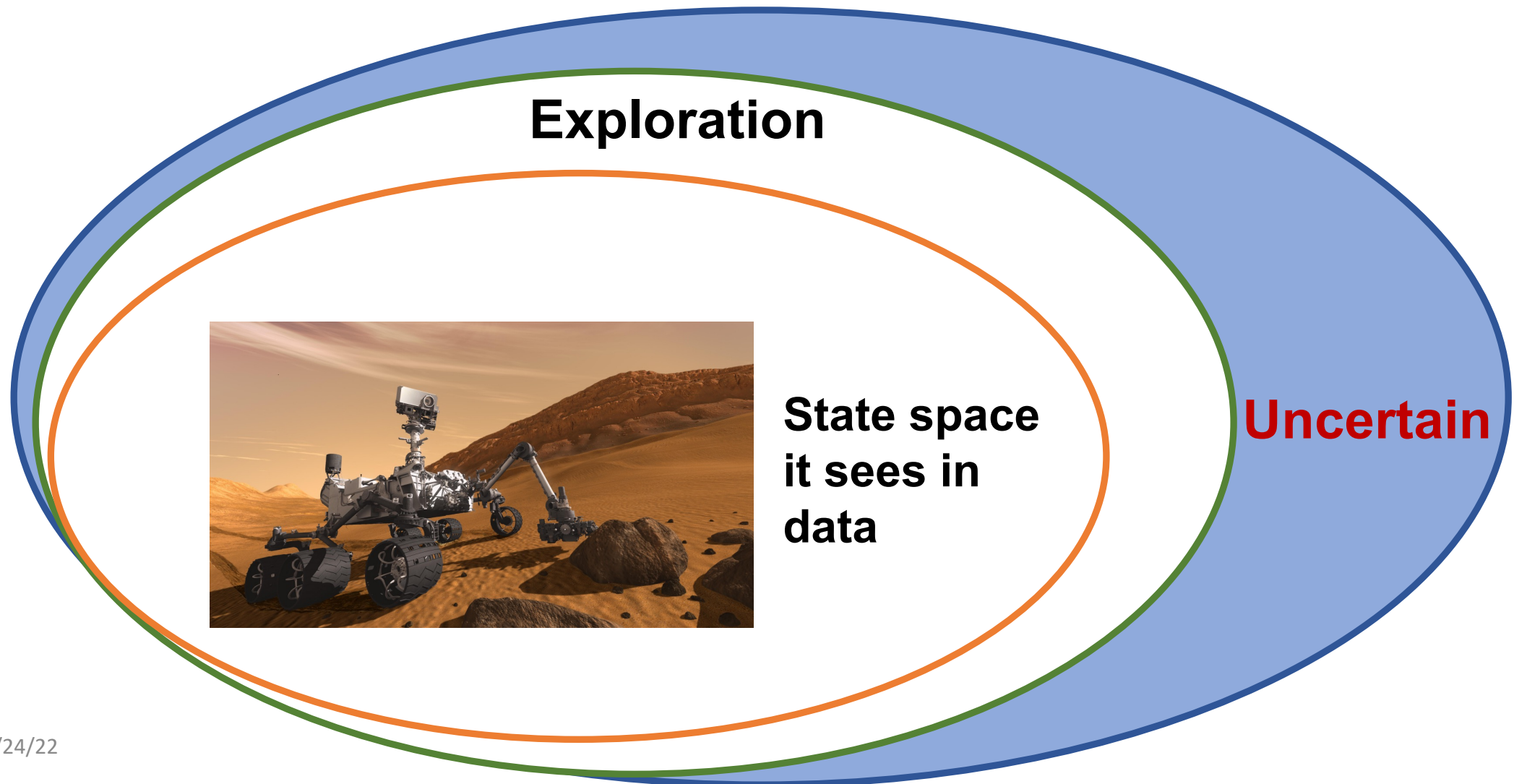


Real World:
(Testing)

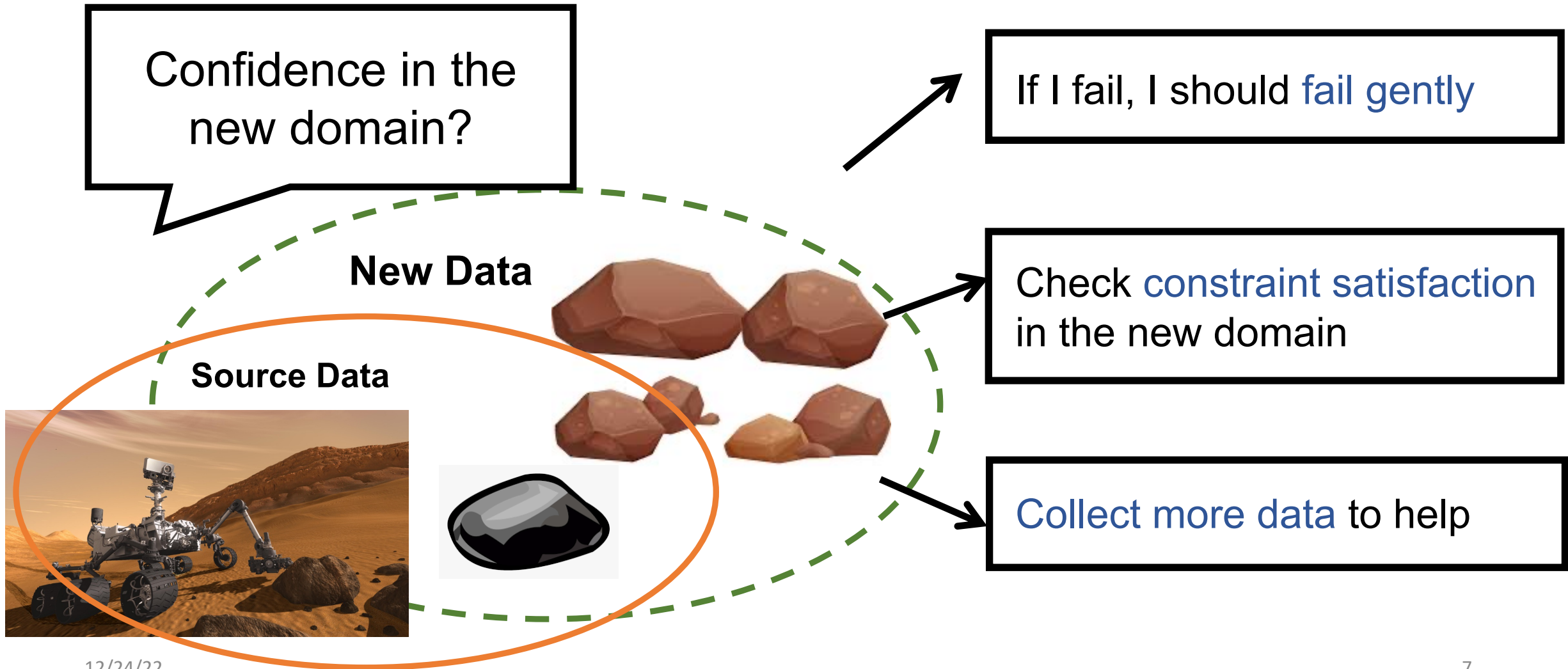


} Distribution Shift

Failure Mode II: Exploration into Unseen Domain



Key: Extrapolation and Model Confidence



Failure Mode III: Malicious Adversary


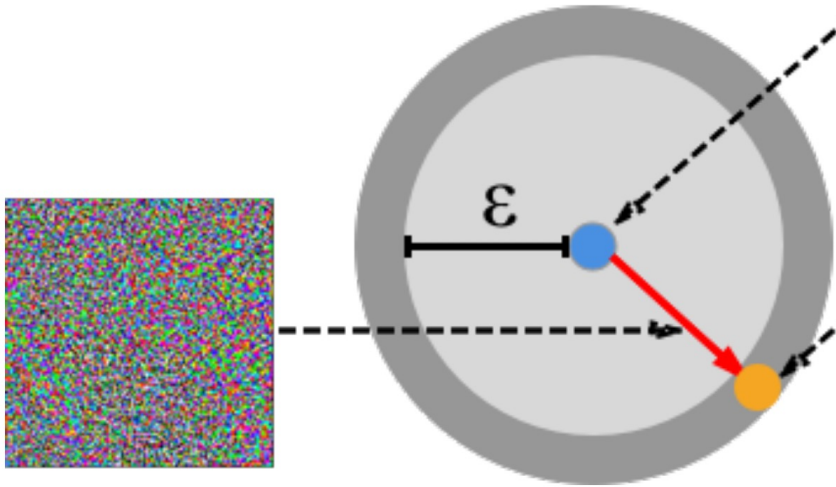
$$\underset{\|\delta\| \leq \epsilon}{\text{maximize}} \ell(h_{\theta}(x + \delta), y).$$

$$\underset{\theta}{\text{minimize}} \frac{1}{|S|} \sum_{x, y \in S} \max_{\|\delta\| \leq \epsilon} \ell(h_{\theta}(x + \delta), y).$$

57.7% panda




93.3% gibbon



Goodfellow et al, "Explaining and Harnessing Adversarial Examples", ICLR 2015.

Failure Mode III: Malicious Adversary



Research Questions:

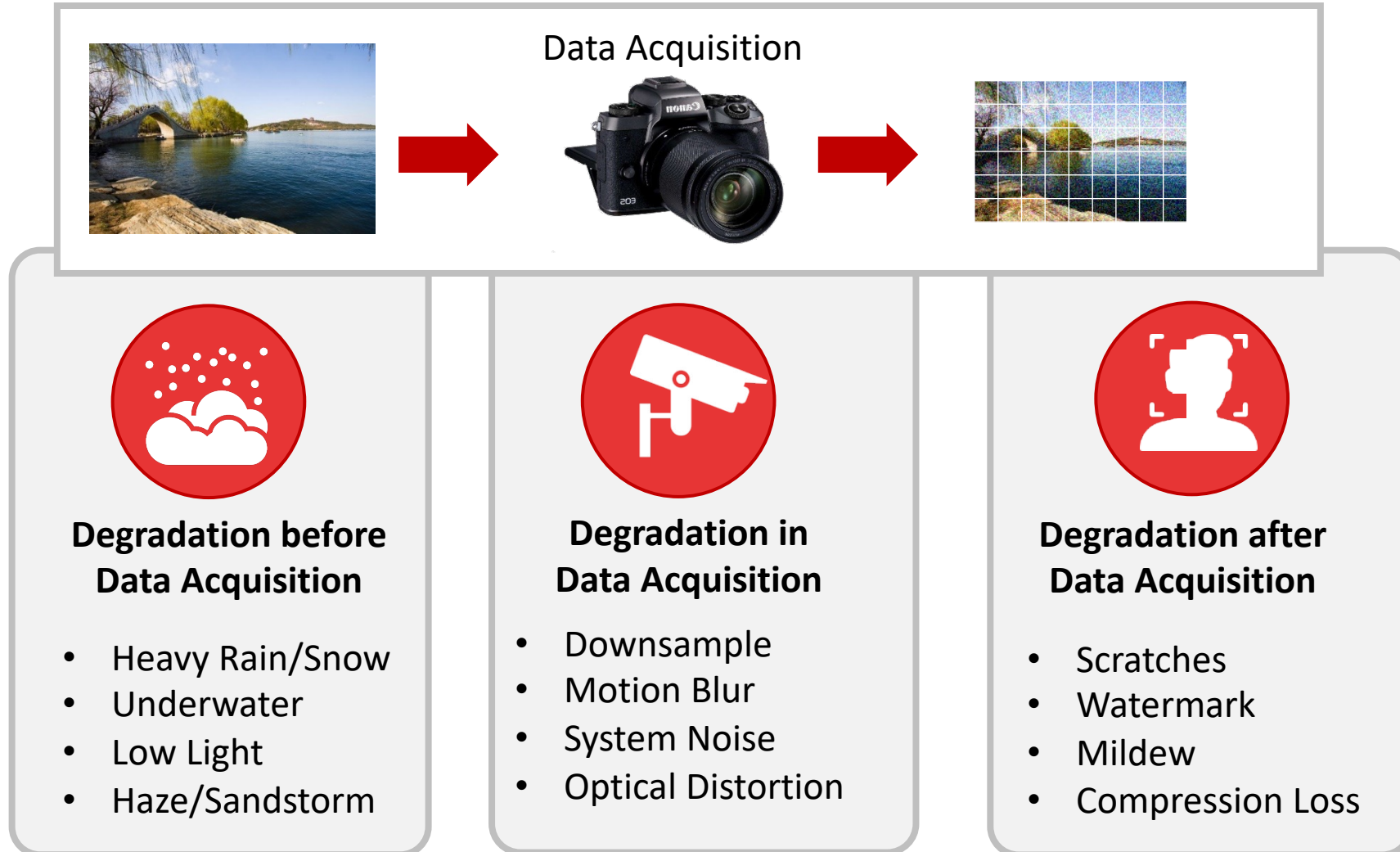
*How to produce **robust extrapolation** under various **unexpected** distribution shifts in computer vision?*

We will go through many possible answers:

- **Data-level**
 - Enhancing images
 - Using synthetic data to add variations
- **Model-level:**
 - Domain adaptation and generalization
 - Adversarial defense



Visual Degradation



Restoration and Enhancement: Tons of Tasks




Underwater Enhancement



Dehazing




Inpainting



Super Resolution



Rain Removal



Denoising



Low Light Enhancement



Goal of Image Enhancement Diversified

- From traditional **signal processing (reconstruction)** viewpoint
 - Full-reference metrics: PSNR, SSIM, etc.
- ... to **human perception (subjective quality)-based**
 - No-reference metrics (e.g., NIQE), and human study
- ... And to **task-oriented, “end utility”-based**
 - Typical examples: dehazing, deraining, (extreme) light, underwater ...
 - **Representative datasets: RESIDE** dehazing (TIP'18), **MPID** deraining (CVPR'19)
 - **CVPR UG2+ Challenge:** <http://www.ug2challenge.org>

Learning to Enhance Images

- Data-driven training of “end-to-end” models (usually assuming “pairs”)
- Prior/physical information can still be helpful

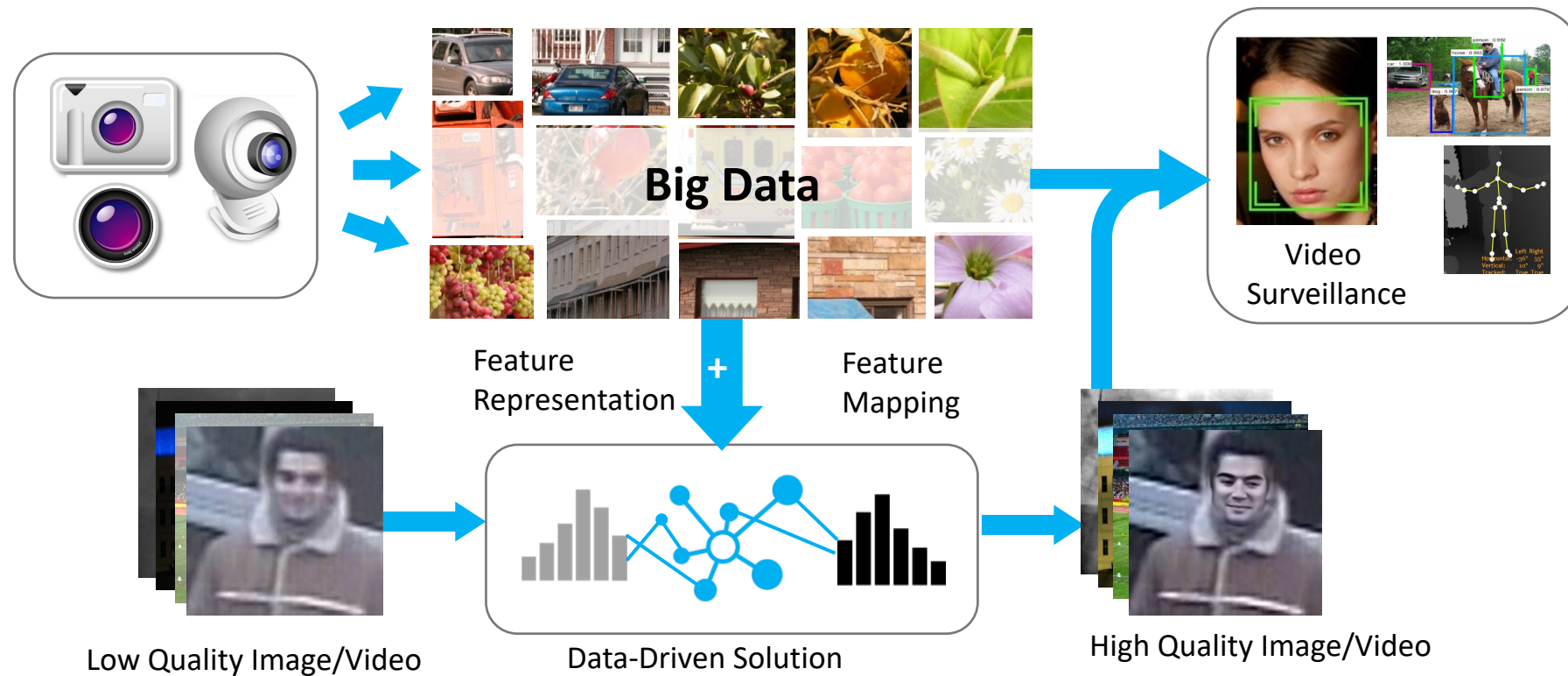


Image Denoising

- Simplest Low-Level Vision Problem

- Noisy Measurement:

$$y = x + e$$



=



+




Image Denoising

- Simplest Low-Level Vision Problem

- Estimate the clean image: $\hat{x} = f(y)$



Image Denoising – Conventional Methods

- Collaborative Filtering
 - Non-local Mean, BM3D, etc



Image Denoising – Conventional Methods

- Collaborative Filtering
 - Non-local Mean, BM3D, etc
- Piece-wise Smooth
 - Total Variation, Tikhonov Regularization, etc

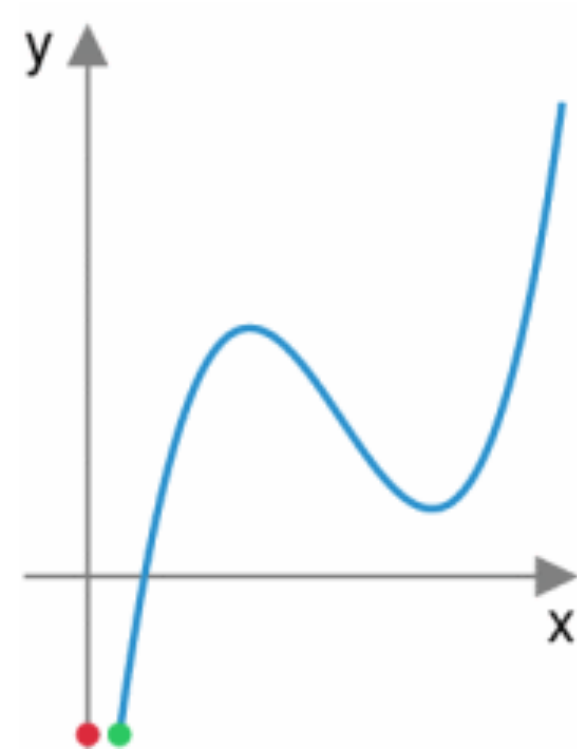
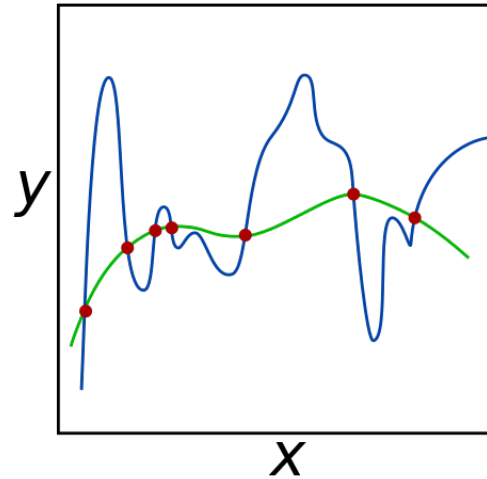


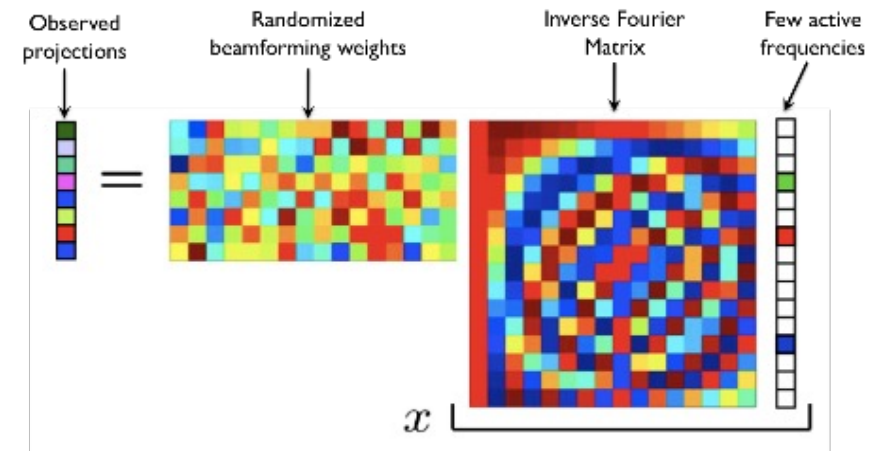


Image Denoising – Conventional Methods

- Collaborative Filtering
 - Non-local Mean, BM3D, etc
- Piece-wise Smooth
 - Total Variation, Tikhonov Regularization, etc
- Sparsity
 - Discrete Cosine Transform (DCT), Wavelets, etc
 - Dictionary Learning: KSVD, OMP, Lasso, etc
 - Analysis KSVD, Transform Learning, etc



Conventional

- **Shallow Model**
 - Equivalently one free layer

Deep Learning

- **Deep Model**
 - Multiple free layers



Conventional

- **Shallow Model**
 - One free layer
- **Unsupervised**
 - No training corpus needed
 - Data efficient

Deep Learning

- **Deep Model**
 - Multiple free layers
- **Supervised**
 - Training corpus needed
 - Data inefficient



Conventional

- **Shallow Model**
 - One free layer
- **Unsupervised**
 - No training corpus needed
 - Data efficient
- **Inverse Problem**
 - Assumption & Understanding of the Data
 - Regularizer & structures of the Model
 - Flexible

Deep Learning

- **Deep Model**
 - Multiple free layers
- **Supervised**
 - Training corpus needed
 - Data inefficient
- **Inverse Problem**
 - Little assumption
 - Almost free model
 - Few work until recent



Image Denoising by Deep Learning


- **Natural Idea:** train a denoising autoencoder, that regresses clean images from noisy ones
- It is not easy for deep networks to outperform classical methods such as BM3D!!
 - BM3D is shown to be better at dealing with self-repeating regular structures
- **How to outperform BM3D using a deep network denoiser? Some verified tips:**
 - The model richness is large enough, i.e. enough hidden layers with sufficiently many hidden units.
 - The patch size is chosen large enough, i.e. a patch contains enough information to fit a complicated denoising function that covers the long tail.
 - The chosen training set is large enough
- **Other benefits of deep network denoiser:**
 - The testing speed of deep networks is much faster than BM3D, KSVD etc., benefiting from GPU.
 - Deep networks can be generalized to other noise types, if correctly supplied in training.
- Recent works show great progress!
 - **Check out Git repo:** <https://github.com/wenbihan/reproducible-image-denoising-state-of-the-art>

Image Denoising by Deep Learning

- Reference: *“Image denoising: Can plain Neural Networks compete with BM3D?”*



clean (name: 008934)



noisy ($\sigma = 25$)PSNR:20.16dB



BM3D: PSNR:29.65dB



ours: PSNR:**30.03**dB



clean (name: barbara)



noisy ($\sigma = 25$)PSNR:20.19dB



BM3D: PSNR:**30.67**dB



ours: PSNR:29.21dB

Image Deblurring

- Blurred Measurement:

$$y = M \otimes x$$



=



\otimes

$$M = \begin{bmatrix} 0 & 0 & 0 \\ 1 & 1 & 1 \\ 0 & 0 & 0 \end{bmatrix}$$

Image Deblurring

- Estimate the stable image: $\hat{x} = f(y)$



Image Deblurring

- Non-blind Image Deblurring
 - Suppose you know the blurring kernel, M .
 - $\hat{x} = f(y, M)$
 - All training data need to have consistent M , as the testing data

Image Deblurring

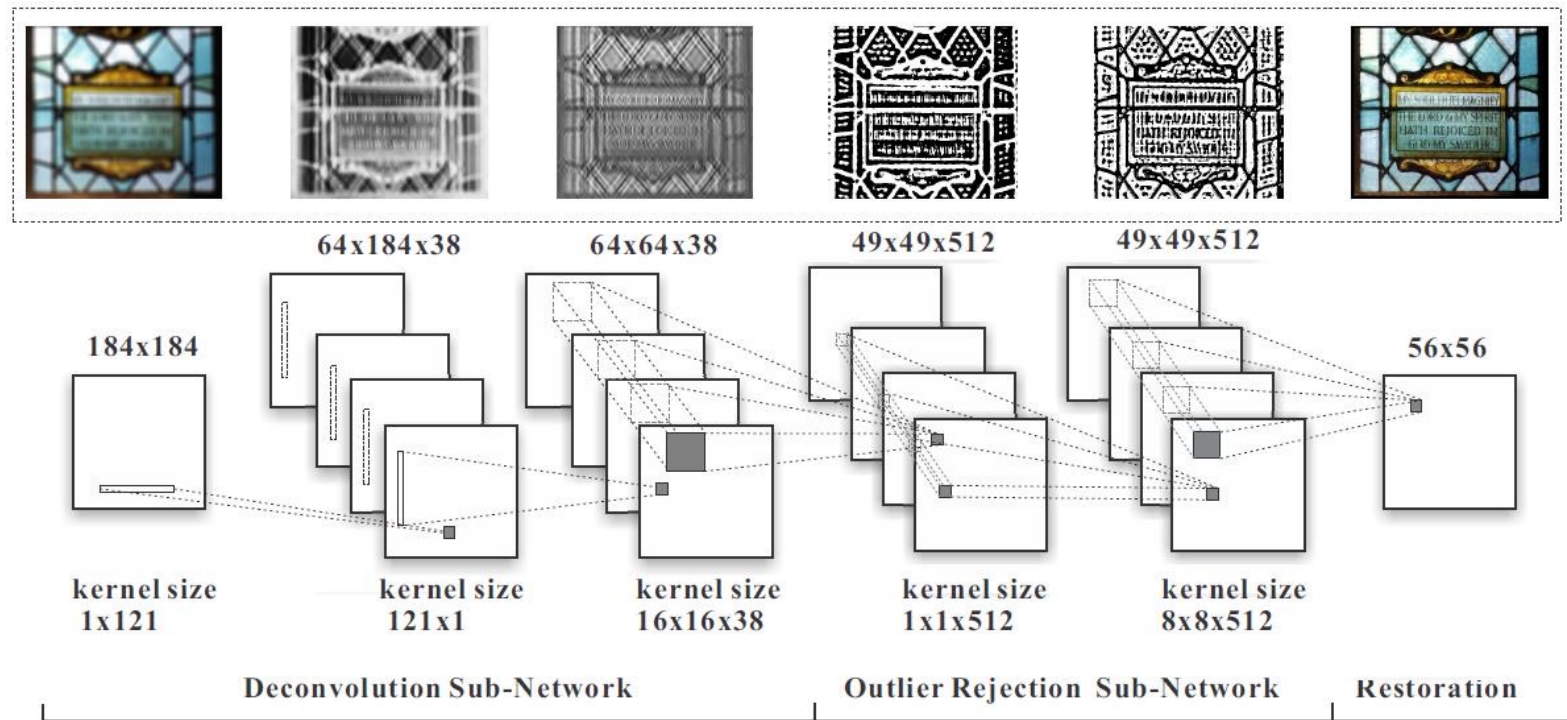
- Non-blind Image Deblurring
 - Suppose you know the blurring kernel, M .
 - $\hat{x} = f(y, M)$
 - All training data need to have consistent M , as the testing data
- Blind Image Deblurring – More challenging yet practical problem
 - Estimate both the image, and the blurring kernel
 - $\{\hat{x}, M\} = f(y)$


Image Deblurring by Deep Learning

Reference: “*Deep convolutional neural network for image deconvolution*”

- **Key Technical Features:**

- Treat deblurring as a deconvolution task, and the deconvolution operation can be approximated by a convolutional network with very large filter sizes
- Concatenation of deconvolution CNN module with another denoising CNN module to suppress artifacts and reject outliers





(a) Blurred photo




(b) Whyte *et al.* [40]




(c) Krishnan *et al.* [14]




(d) Sun *et al.* [18]




DeblurGAN V2 (2019)




(e) Xu *et al.* [33]



(f) Pan *et al.* [15]



(g) DeepDeblur [2]



(h) SRN [3]

Image Super-Resolution

- Low-Resolution Measurement:

$$y = D * M \otimes x$$



=

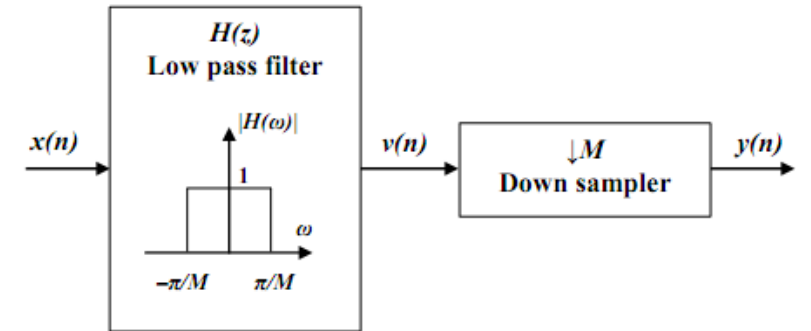


Image Super-Resolution

- Estimate the stable image: $\hat{x} = f(y)$



Image Super Resolution by Deep Learning

Reference: "Image super-resolution using deep convolutional networks"

- **Key Technical Features:**

- Learns an end-to-end mapping from low to high-resolution images as a deep CNN
- Closely mimic the traditional SR pipeline: LR feature extraction -> coupled LR-HR feature space mapping -> HR image reconstruction

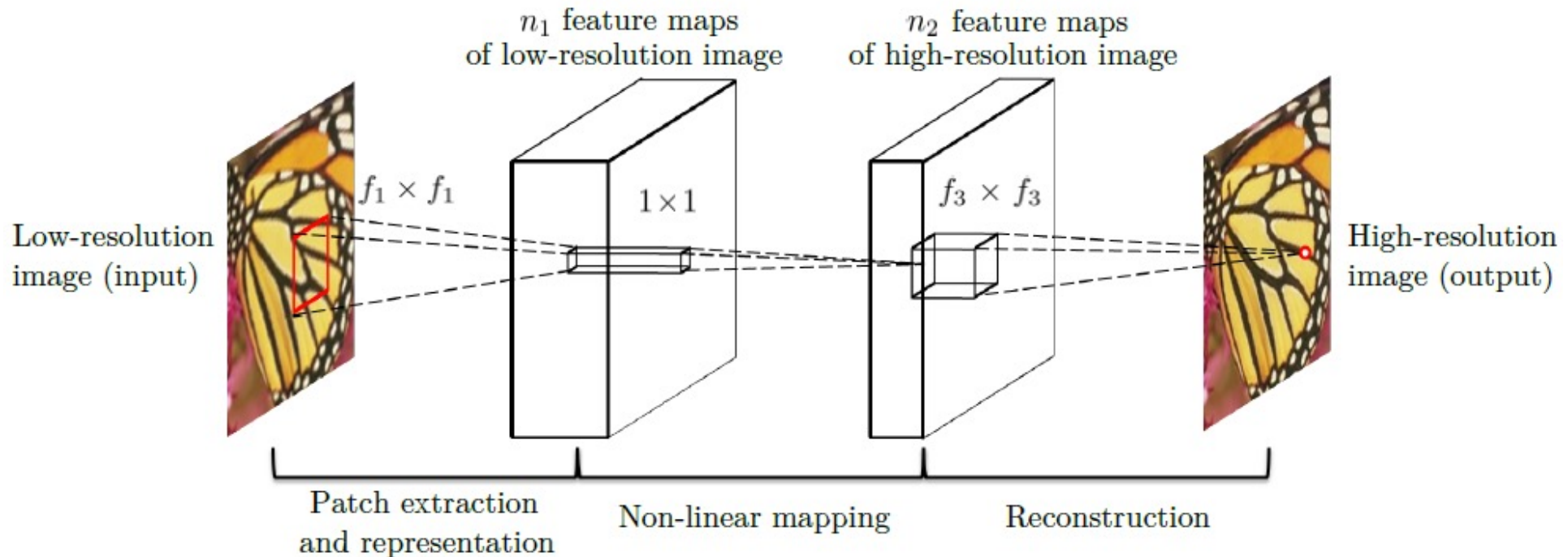



Image Super Resolution by Deep Learning (2013 – 2017)

Super-resolution results of “148026” (*B100*) with scale factor $\times 3$ (from VDSR paper)



Ground Truth
(PSNR, SSIM)

A+ [22]
(22.92, 0.7379)

RFL [18]
(22.90, 0.7332)

SelfEx [11]
(23.00, 0.7439)

SRCNN [5]
(23.15, 0.7487)



VDSR (Ours)
(23.50, 0.7777)

New Trends?




- **New topic:** dehazing, deraining, low light enhancement, etc.
- **New goal:** human perception **v.s.** machine consumption
- **New setting:** from supervised to unsupervised training (no “GT”)
 - ... or relying on “synthetic pairs”
- **New domain:** medical images, infrared images, remote sensing images, etc.
- **New concern:** “All-in-one” adaptivity, efficient implementation, etc.

Lots of Progress – but “not there” yet

Example:



Why?



Shortage of Real-World Generalization

- Most SOTA algorithms are trained with {clean, corrupted} paired data
 - Such paired training data is usually collected by synthesis (assuming known degradation model), which typically **oversimplifies** the real-world degradations
 - As a result, the trained model “overfits” simpler degradation process and generalizes poorly to real visual degradations
- Real-world collection of paired data?
 - Can be done in small scale and/or in controlled lab environments
 - e.g. some recent datasets in light enhancement, and raindrop removal
 - Very difficult to “scale up”, sometimes maybe impossible

EnlightenGAN: Deep Light Enhancement without Paired Supervision

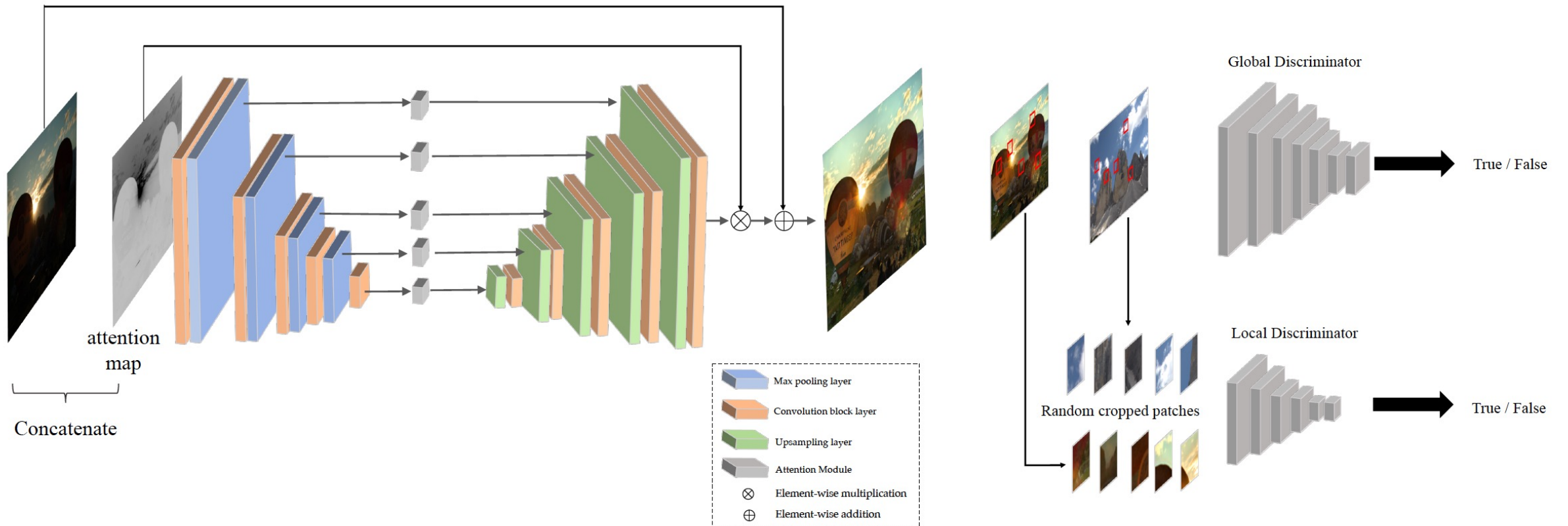


Goal: Light enhancement made automatic, adaptive, and artifact-free

From Supervised to Unsupervised Enhancement

- EnlightenGAN is the first work that successfully introduces unpaired training to low-light image enhancement.
 - It only needs **one low-light set A** and **another normal-light set B** to train, while **A and B could consist of completely different images!**
- What makes **Unpaired Training** unique and attractive?
 - It removes the dependency on paired training data
 - Hence enabling us to train with massive images from different domains
 - It also avoids overfitting any specific data generation/imaging protocol
 - ...that previous works implicitly rely on, leading to stronger generalization.
 - It makes EnlightenGAN particularly easy and flexible to be adapted
 - when enhancing real-world low-light images from completely different/unseen domains

Model Architecture




Paper: <https://arxiv.org/abs/1906.06972>

Code: <https://github.com/VITA-Group/EnlightenGAN>


Key Components that make it work

- Using a large, real unpaired training dataset
 - We assemble a mixture of 914 low light and 1016 normal light images (no need for any pair)
 - From several datasets and HDR sources, with a wide range of image quality factors)
- Combining a global and a local patch discriminator
 - Taking care of both global composition, and local fine details
- Self Feature-Preserving Loss
 - Computing VGG distance between input-output images
 - Based on our empirical observation that VGG features are robust to light changes
- Self-Regularized Attention
 - We take the illumination channel I of the input RGB image, normalize it to $[0,1]$, and then use $1 - I$ as our self-regularized attention map.
 - We then resize the attention map and multiply it with all intermediate feature maps the output.

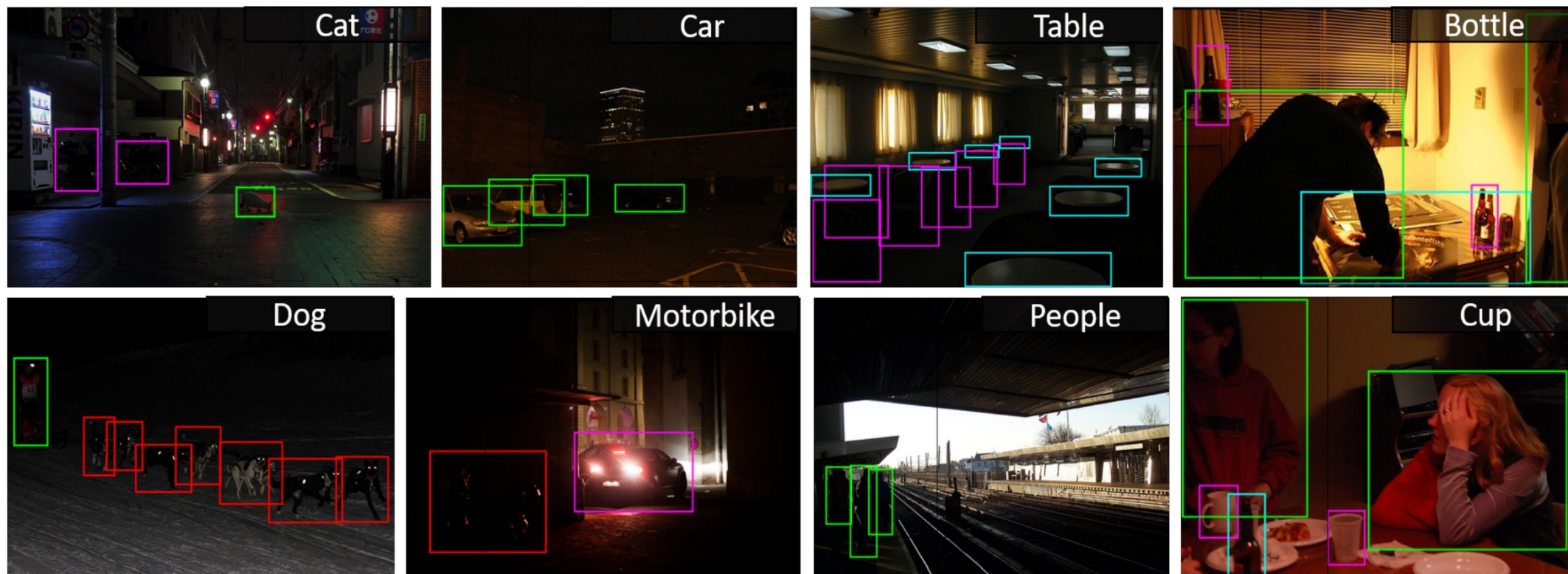
Comparison with State-of-the-Arts



[New!] Frustratingly Easy Adaptation to New Data



PreProcessing for Improving Classification



- We applying our pretrained EnlightenGAN as a pre-processing step on the testing set of the ExDark dataset , followed by passing through another ImageNet-pretrained ResNet-50 classifier.
- It improves the classification accuracy from 22.02% (top-1) and 39.46% (top-5), to 23.94% (top-1) and 40.92% (top-5) after enhancement.



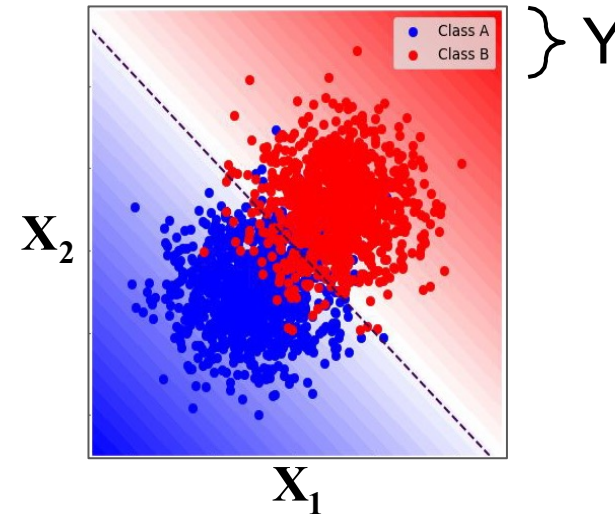
Uncertainty & Robustness for Out-of-Distribution Generalization

What do we mean by Uncertainty?

Return a distribution over predictions rather than a single prediction.

- **Classification**: Output label along with its confidence.
- **Regression**: Output mean along with its variance.

Good uncertainty estimates quantify **when we can trust the model's predictions**.



$$p(\mathbf{y} | \mathbf{x})$$

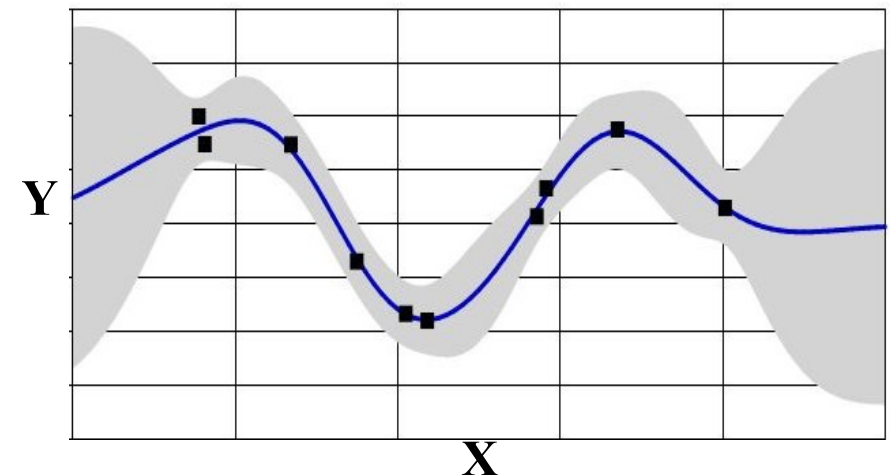


Image credit: Eric Nalisnick

What do we mean by Out-of-Distribution Robustness?

I.I.D. $p_{\text{TEST}}(y,x) = p_{\text{TRAIN}}(y,x)$

O.O.D. $p_{\text{TEST}}(y,x) \neq p_{\text{TRAIN}}(y,x)$

Examples of dataset shift:

- **Covariate shift.** Distribution of features $p(x)$ changes and $p(y|x)$ is fixed.
- **Open-set recognition.** New classes may appear at test time.
- **Label shift.** Distribution of labels $p(y)$ changes and $p(x|y)$ is fixed.

ImageNet-C: Varying Intensity for Dataset Shift


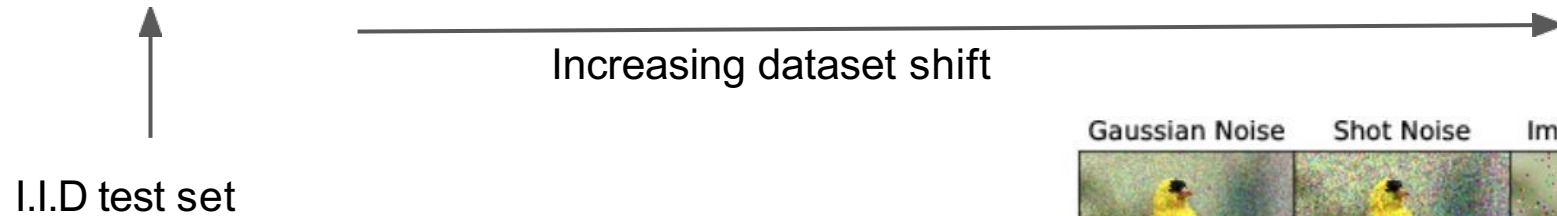

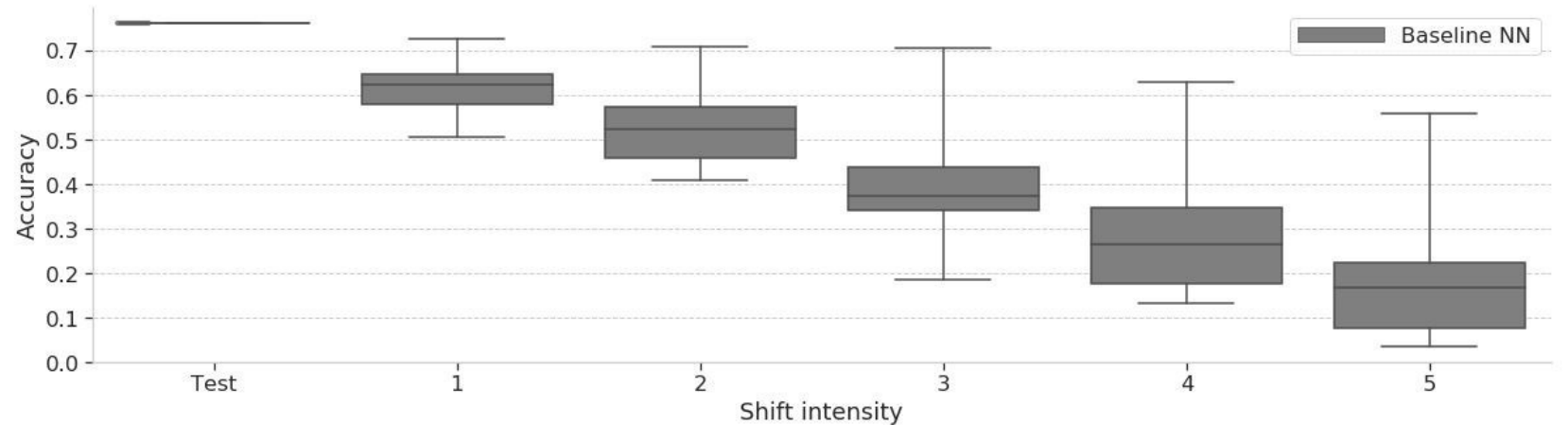




Image source: Benchmarking Neural Network Robustness to Common Corruptions and Perturbations, [Hendrycks & Dietterich, 2019](#).

Neural networks do not generalize under covariate shift

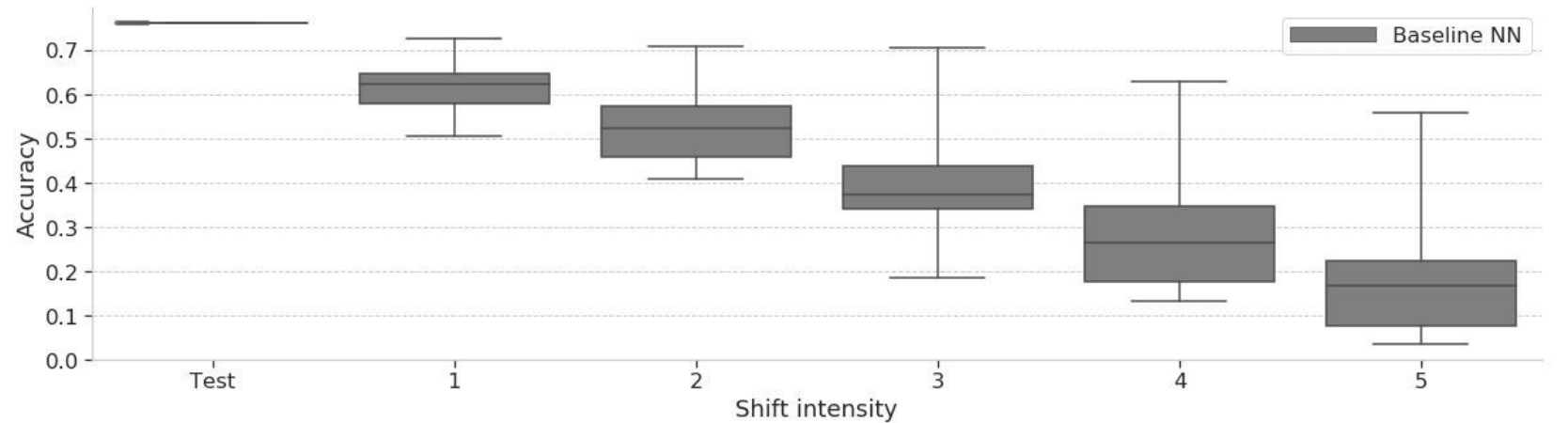


- **Accuracy drops** with increasing shift on Imagenet-C
- But do the models know that they are less accurate?

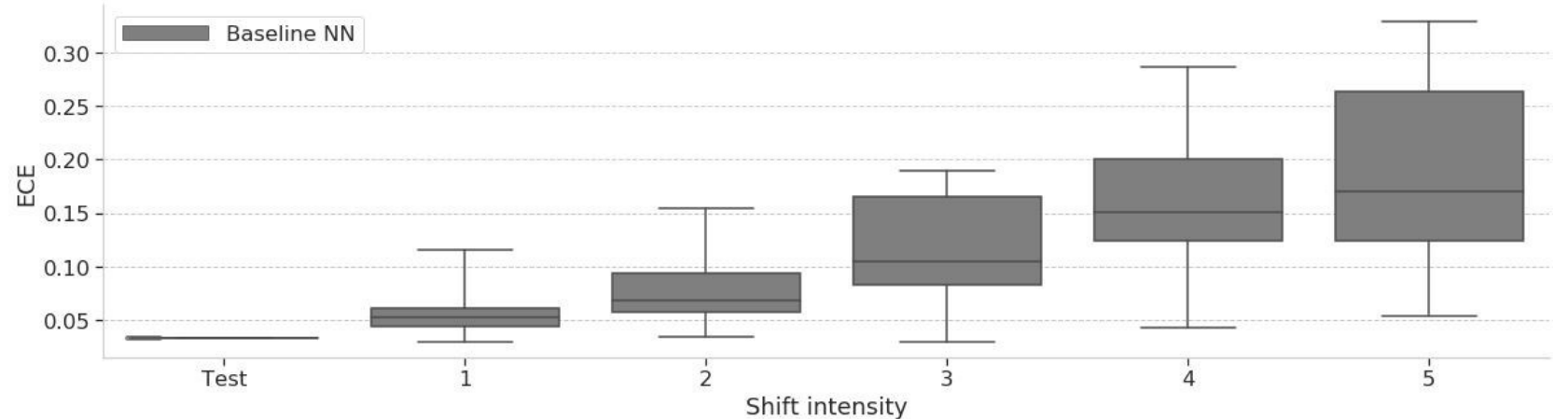
Neural networks *do not know when they don't know*



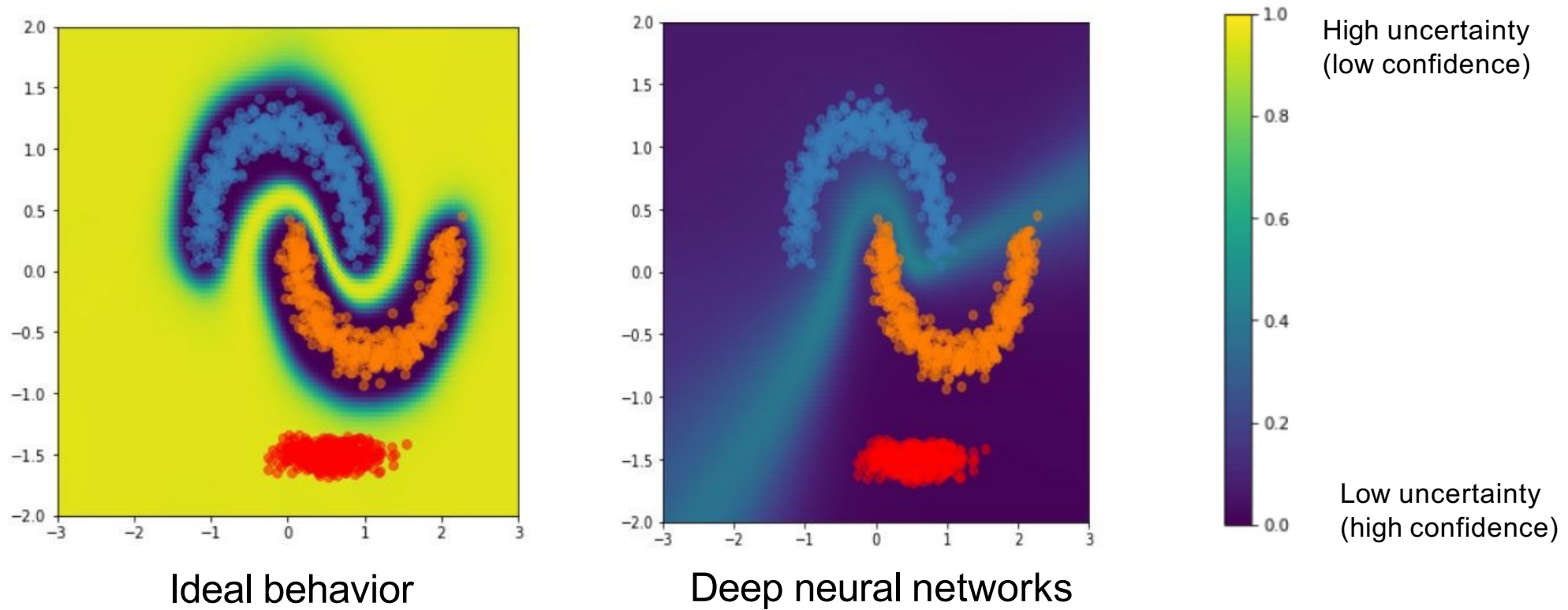
- **Accuracy drops** with increasing shift on Imagenet-C



- **Quality of uncertainty degrades with shift**
-> “overconfident mistakes”



Models assign high confidence predictions to OOD inputs



Trust model when x^* is close to $p_{\text{TRAIN}}(x,y)$

Self-driving cars

Dataset shift:

- Time of day / Lighting
- Geographical location (City vs suburban)
- Changing conditions (Weather / Construction)



Daylight



Night



Weather



Construction



Downtown



Suburban

Image credit: Sun et al, [Waymo Open Dataset](#)

Open Set Recognition

- Example: Classification of genomic sequences
- High accuracy on known classes is not sufficient
- Need to be able to detect inputs that do not belong to one of the known classes

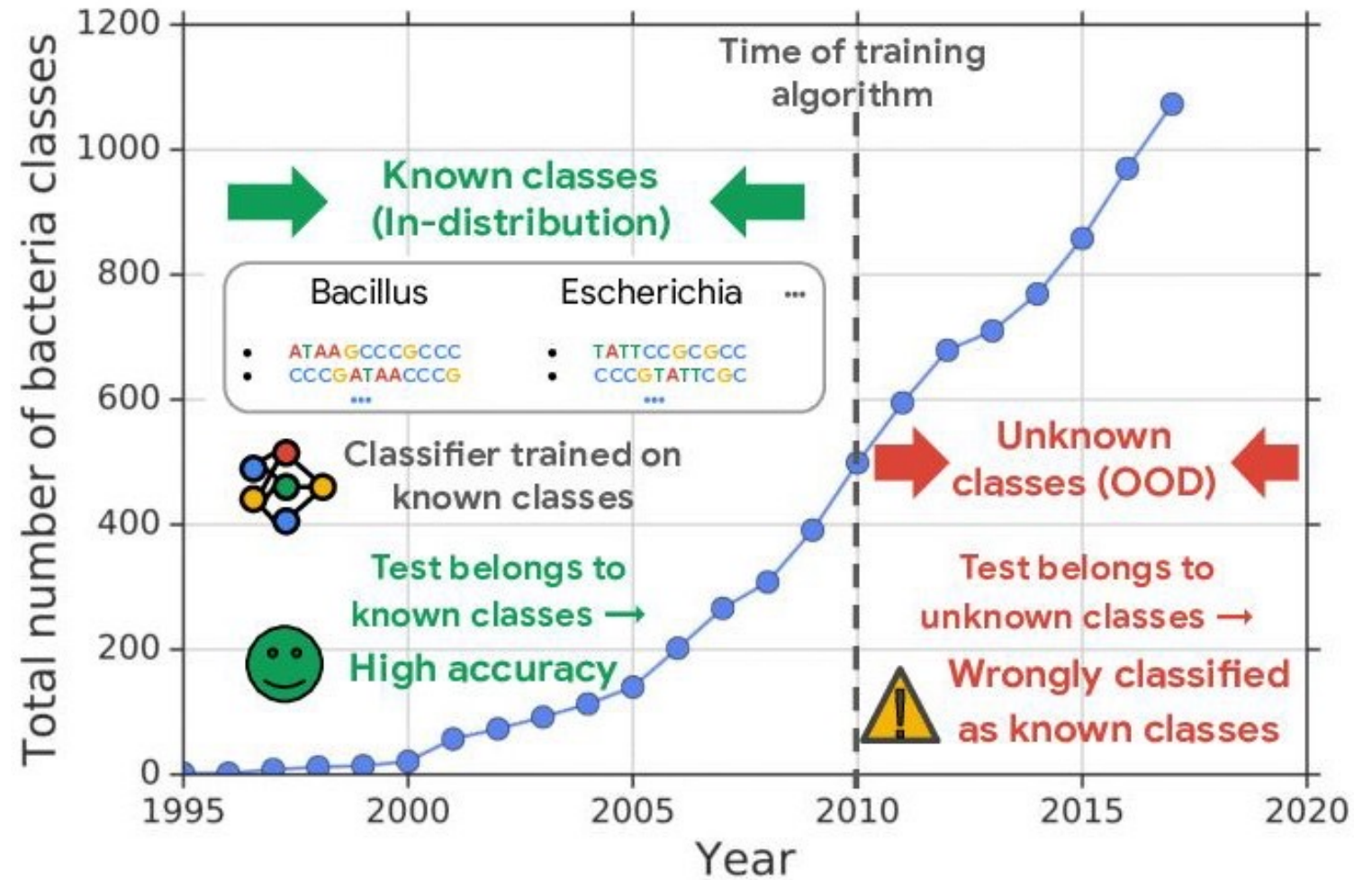
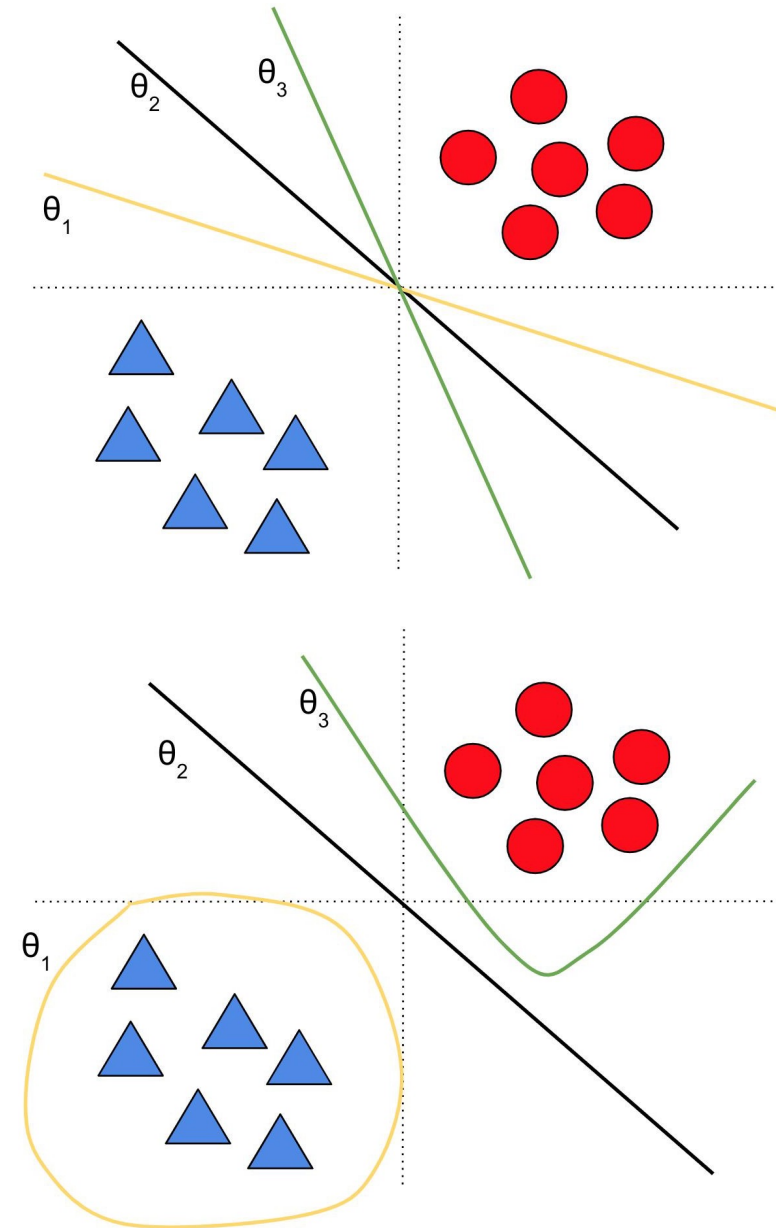


Image source: <https://ai.googleblog.com/2019/12/improving-out-of-distribution-detection.html>

Sources of uncertainty: *Model uncertainty*

- Many models can fit the training data well
- Also known as *epistemic uncertainty*
- Model uncertainty is “**reducible**”
 - Vanishes in the limit of infinite data (subject to model identifiability)
- Models can be from same hypotheses class (e.g. linear classifiers in top figure) or belong to different hypotheses classes (bottom figure).



Sources of uncertainty: *Data uncertainty*

- Labeling noise (ex: human disagreement)
- Measurement noise (ex: imprecise tools)
- *Missing* data (ex: partially observed features, unobserved confounders)
- Also known as *aleatoric uncertainty*
- Data uncertainty is “*irreducible**”
 - Persists even in the limit of infinite data
 - **Could be reduced with additional features/views*

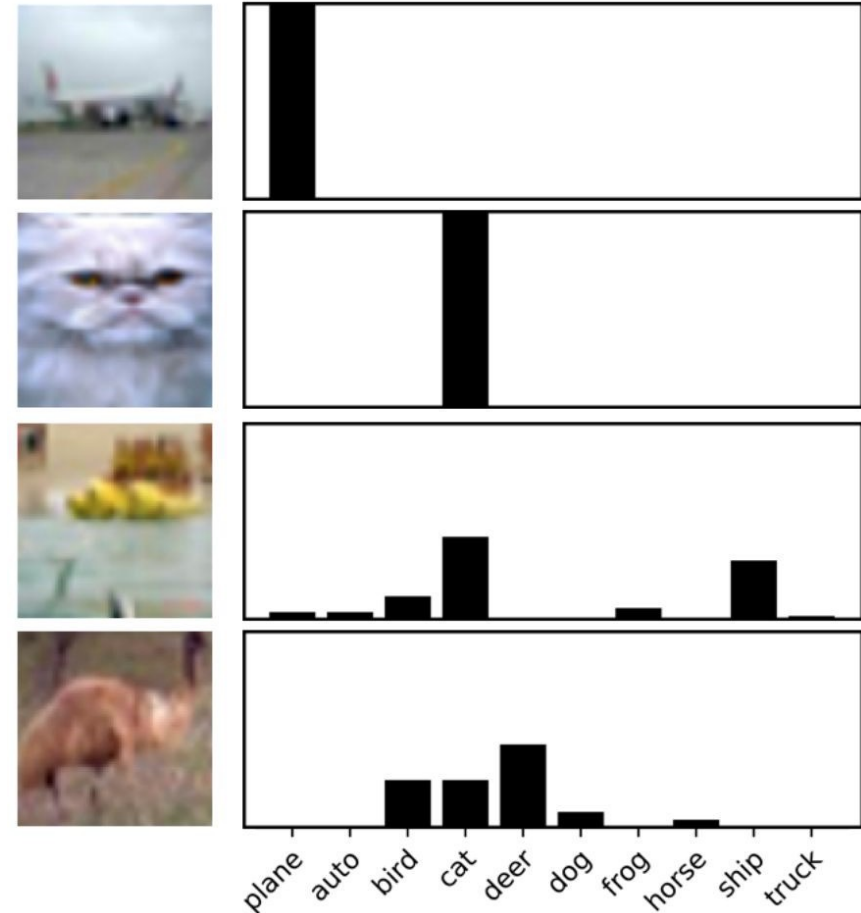


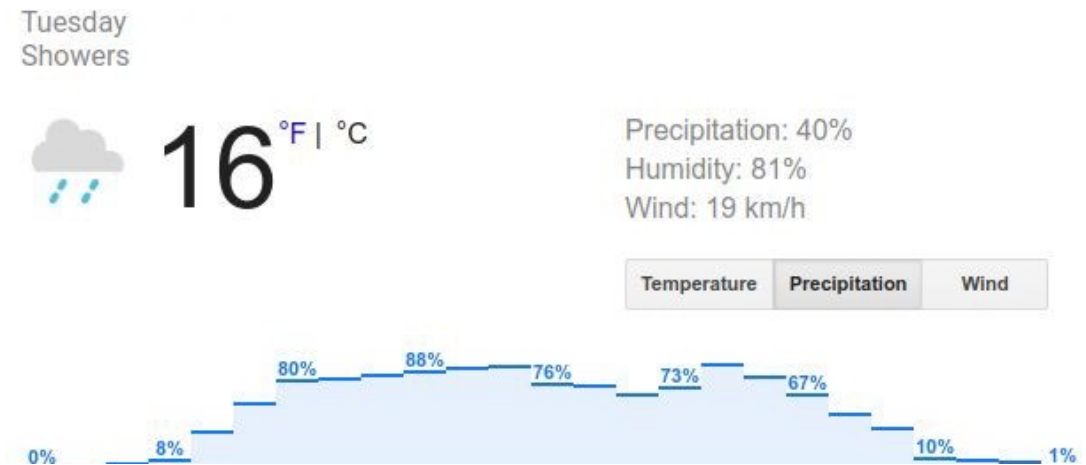
Image source: [Battleday et al. 2019](#) “Improving machine classification using human uncertainty measurements”

How do we measure the quality of uncertainty?

$$\text{Calibration Error} = |\text{Confidence} - \text{Accuracy}|$$

Of all the days where the model predicted rain with 80% probability, what fraction did we observe rain?

- 80% implies perfect calibration
- Less than 80% implies model is overconfident
- Greater than 80% implies model is under-confident



How do we measure the quality of uncertainty?

Expected Calibration Error [[Naeini+ 2015](#)]:

$$\text{ECE} = \sum_{b=1}^B \frac{n_b}{N} |\text{acc}(b) - \text{conf}(b)|$$

- Bin the probabilities into B bins.
- Compute the within-bin accuracy and within-bin predicted confidence.
- Average the calibration error across bins (weighted by number of points in each bin).

How do we measure the quality of uncertainty?

Expected Calibration Error [Naeini+ 2015]:

$$ECE = \sum_{b=1}^B \frac{n_b}{N} |\text{acc}(b) - \text{conf}(b)|$$

Confidence < Accuracy
=> Underconfident

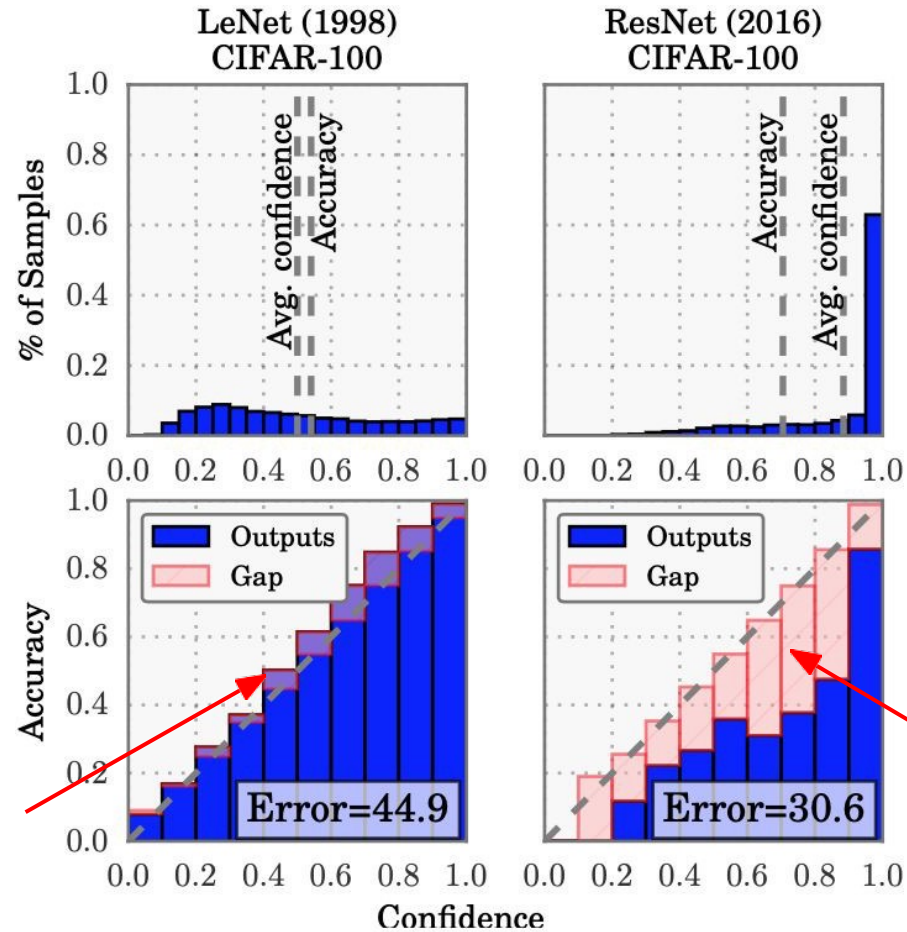



Image source: [Guo+ 2017](#) "On calibration of modern neural networks"

How do we measure the quality of uncertainty, practically?

Evaluate model on **out-of-distribution (OOD) inputs** which do not belong to any of the existing classes

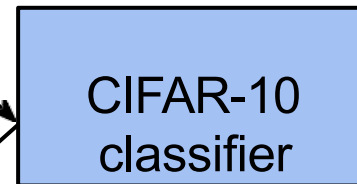
- Max confidence
- Entropy of $p(y|x)$



CIFAR-10 (i.i.d test inputs)



SVHN (o.o.d test inputs)



Confidence on i.i.d inputs




Confidence on o.o.d inputs ?

How do we measure the quality of robustness, practically?

Measure generalization to a *large collection of real-world shifts*. A large collection of tasks encourages *general robustness to shifts* (ex: [GLUE](#) for NLP).

- Novel textures in object recognition.
- Covariate shift (e.g. corruptions).
- Different sub-populations (e.g. geographical location).



Cartoon

Different renditions
(ImageNet-R)



Nearby video frames
(ImageNet-Vid-Robust, YTBB-Robust)



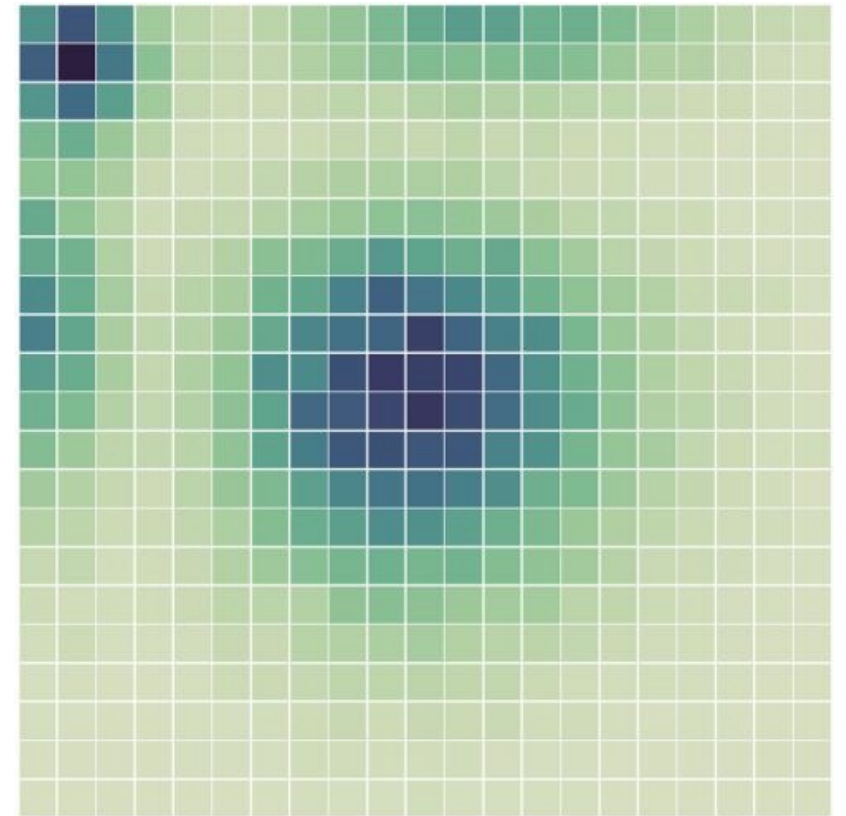
Multiple objects and poses
(ObjectNet)

Neural Networks with SGD

Nearly all models find a single setting of parameters to maximize the probability conditioned on data.

$$\begin{aligned}\boldsymbol{\theta}^* &= \arg \max_{\boldsymbol{\theta}} p(\boldsymbol{\theta} \mid \mathbf{x}, \mathbf{y}) \\ &= \arg \min_{\boldsymbol{\theta}} -\log p(\mathbf{y} \mid \mathbf{x}, \boldsymbol{\theta}) - \log p(\boldsymbol{\theta})\end{aligned}$$

↑
Data uncertainty



Special case: softmax cross entropy with L2 regularization. Optimize with SGD!

Image source: [Ranganath+ 2016](#)

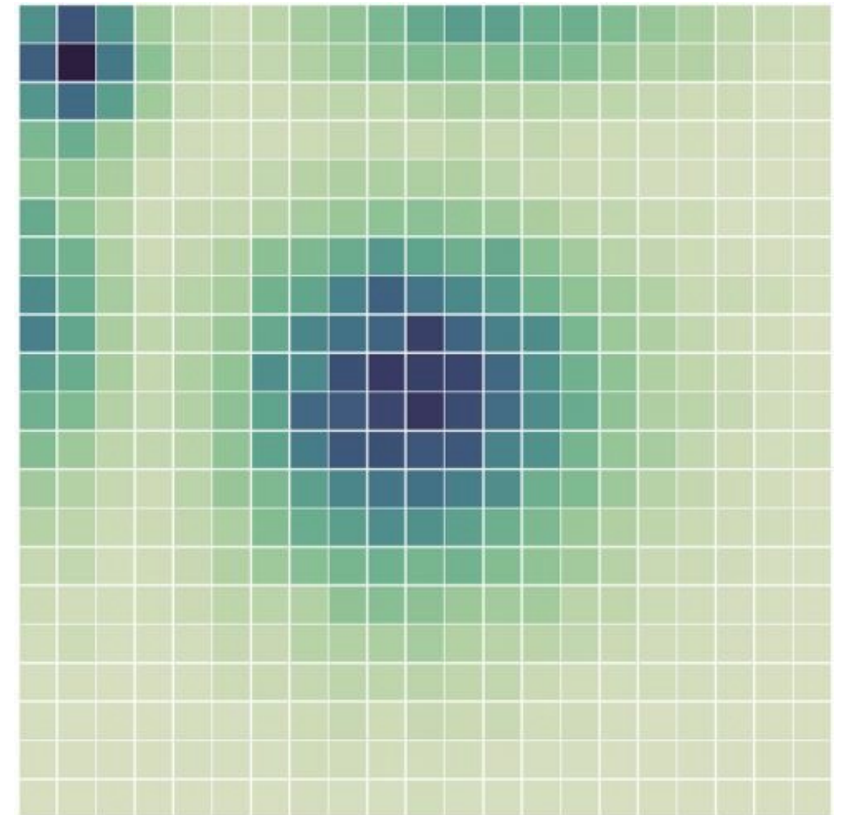
A Simple Baseline for Improving Uncertainty Calibration

$$\theta^* = \arg \max_{\theta} p(\theta \mid \mathbf{x}, \mathbf{y})$$

Problem: results in just one prediction per example
No model uncertainty

How do we get uncertainty?

- Probabilistic approach
 - Estimate a full distribution for $p(\theta \mid \mathbf{x}, \mathbf{y})$
- Intuitive approach: Ensembling
 - Obtain multiple good settings for θ^*



Ensemble Learning

- A prior distribution often involves the complication of approximate inference.
- *Ensemble learning* offers an alternative strategy to aggregate the predictions over a collection of models.
- Often winner of competitions!
- There are two considerations: the collection of models to ensemble; and the aggregation strategy.

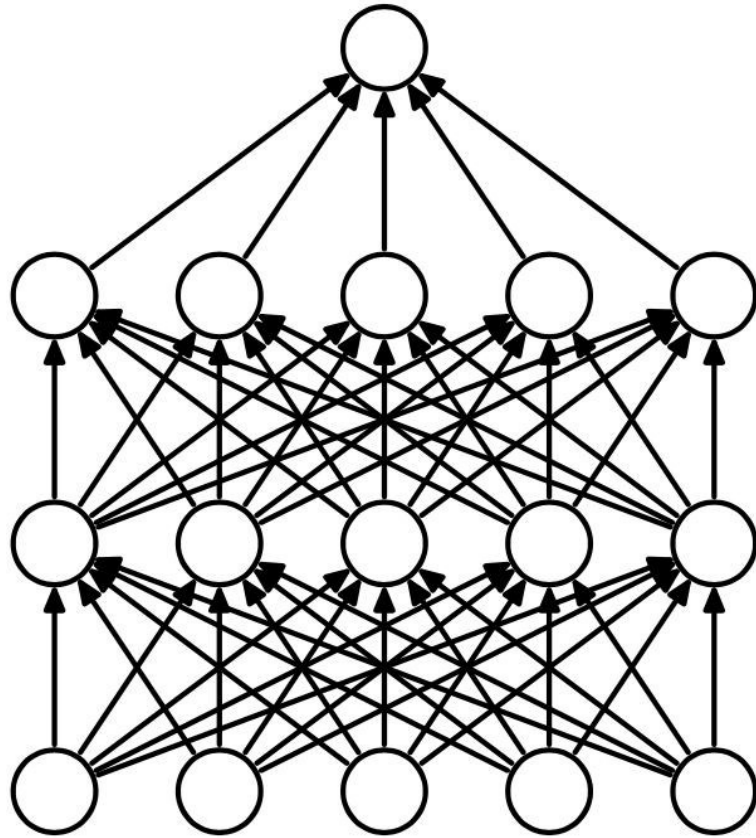
Popular approach is to average predictions of independently trained models, forming a mixture distribution.

$$p(\mathbf{y} | \mathbf{x}) = \frac{1}{K} \sum_{k=1}^K p(\mathbf{y} | \mathbf{x}, \boldsymbol{\theta}_k)$$

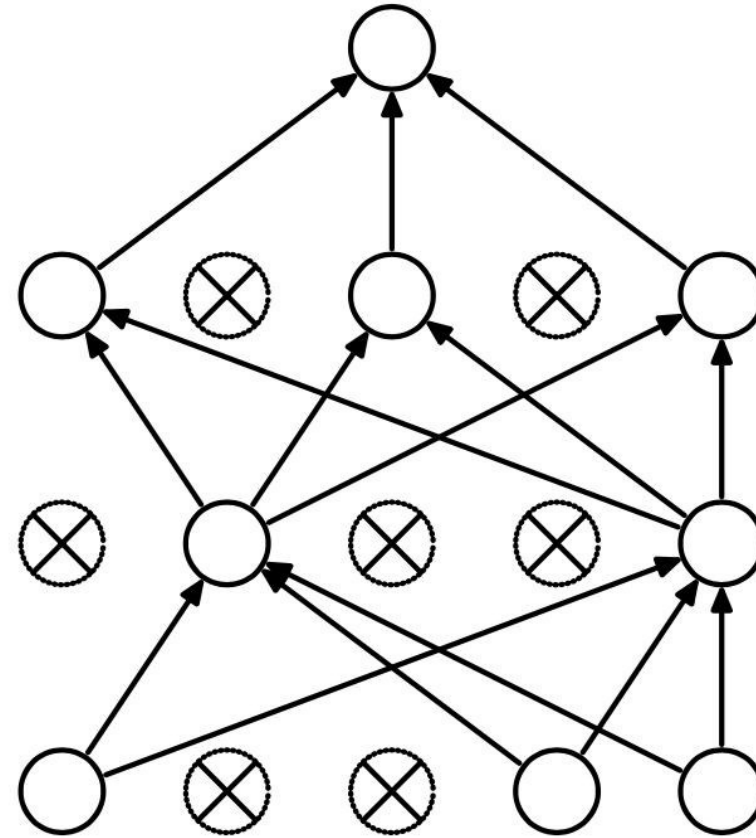
Many approaches exist: bagging, boosting, decision trees, stacking.

...What this reminds you in neural networks?

An Old Friend Wears A New Hat: (Monte Carlo) Dropout!



(a) Standard Neural Net



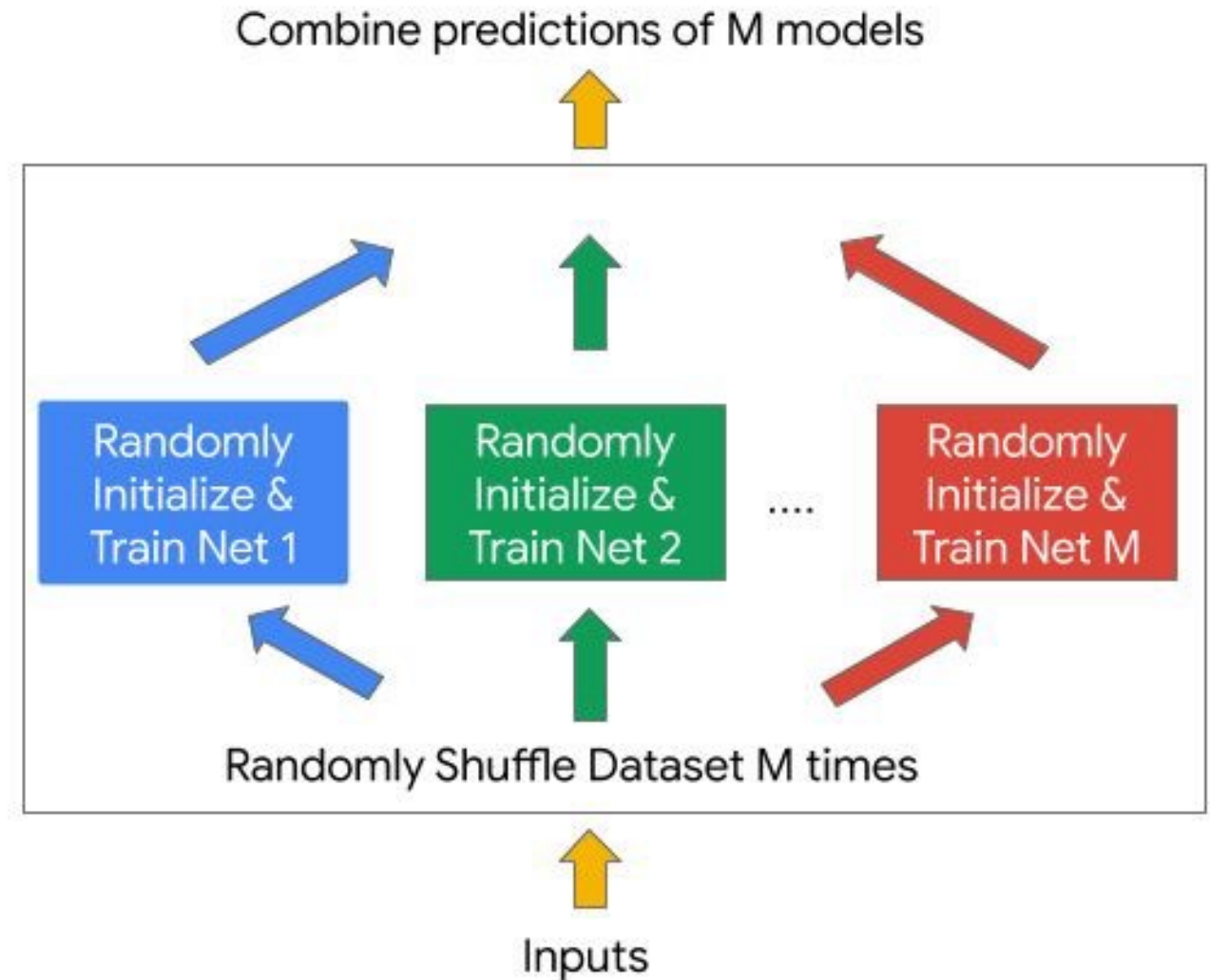
(b) After applying dropout.

Image source: Dropout: A Simple Way to Prevent Neural Networks from Overfitting

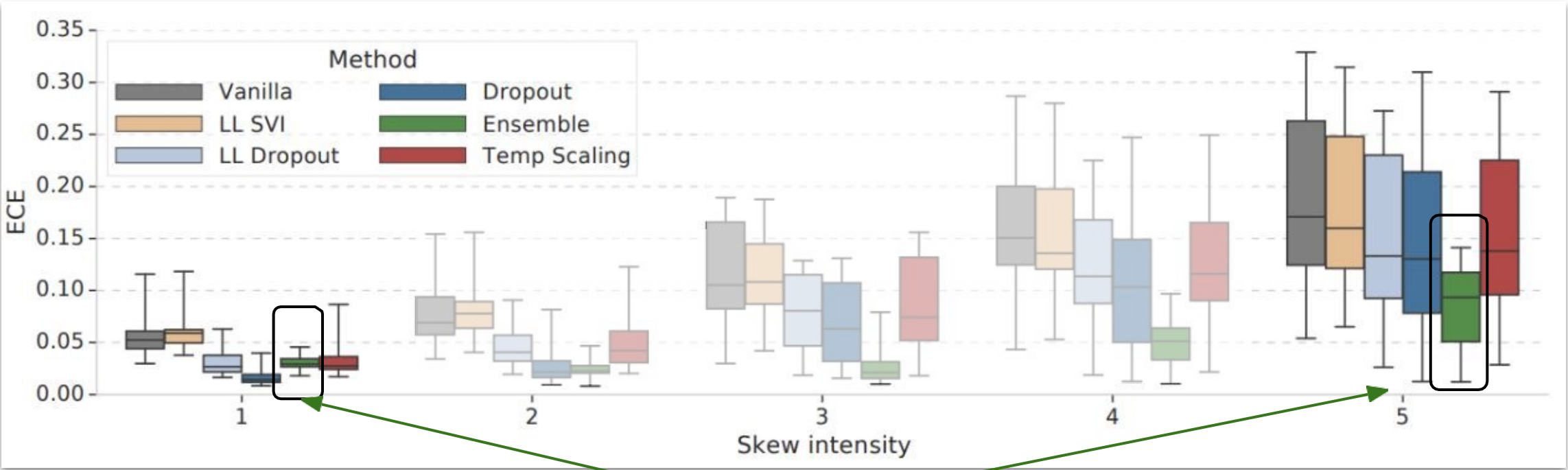
Simple Baseline: Deep Ensembles

Idea: Just re-run standard SGD training but with different random seeds and average the predictions

- A well-known trick for getting better accuracy and Kaggle scores
- **Beyond accuracy – it is good for robustness and uncertainty too!!**
- The **mean** of predictions is often more accurate, and the **variance** of those predictions reflect “confidence”
- We rely on the facts that the loss landscape is non-convex and SGD has noise



Deep Ensembles work surprisingly well in practice



Deep Ensembles are consistently among the best performing methods, especially under dataset shift

Dataset	Model	Uncalibrated	Hist. Binning	Isotonic	BBQ	Temp. Scaling	Vector Scaling	Matrix Scaling
Birds	ResNet 50	0.10%	1.24%	5.22%	1.12%	1.85%	2.00%	21.13%
Cars								0.5%
CIFAR-10								1.0%
CIFAR-10								0.72%
CIFAR-10								0.72%
CIFAR-10								0.41%
CIFAR-10								0.16%
CIFAR-100								5.49%
CIFAR-100								0.09%
CIFAR-100								4.44%
CIFAR-100								1.87%
CIFAR-100								3.24%
ImageNet								-
ImageNet								-
SVHN								0.17%
20 News								0.1%
Reuters								0.58%
SST Binary								0.84%
SST Fine Grai								0.39%



Table 1. ECE (The number for

methods.

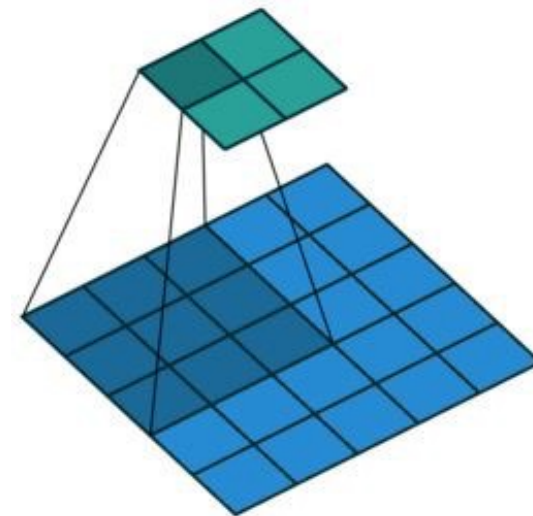
Softmax: $\sigma_{SM}(\mathbf{z}_i)^{(k)} = \frac{\exp(z_i^{(k)})}{\sum_{j=1}^K \exp(z_i^{(j)})}$, $\hat{p}_i = \max_k \sigma_{SM}(\mathbf{z}_i)^{(k)}$. Temperature re-scaling (beat them all!): $\hat{q}_i = \max_k \sigma_{SM}(\mathbf{z}_i/T)^{(k)}$.

Inductive Priors & Knowledge: Another Powerful Tool for Uncertainty & Robustness

What about inductive biases to assist OOD?

Image source: [Dumoulin & Visin 2016](#)

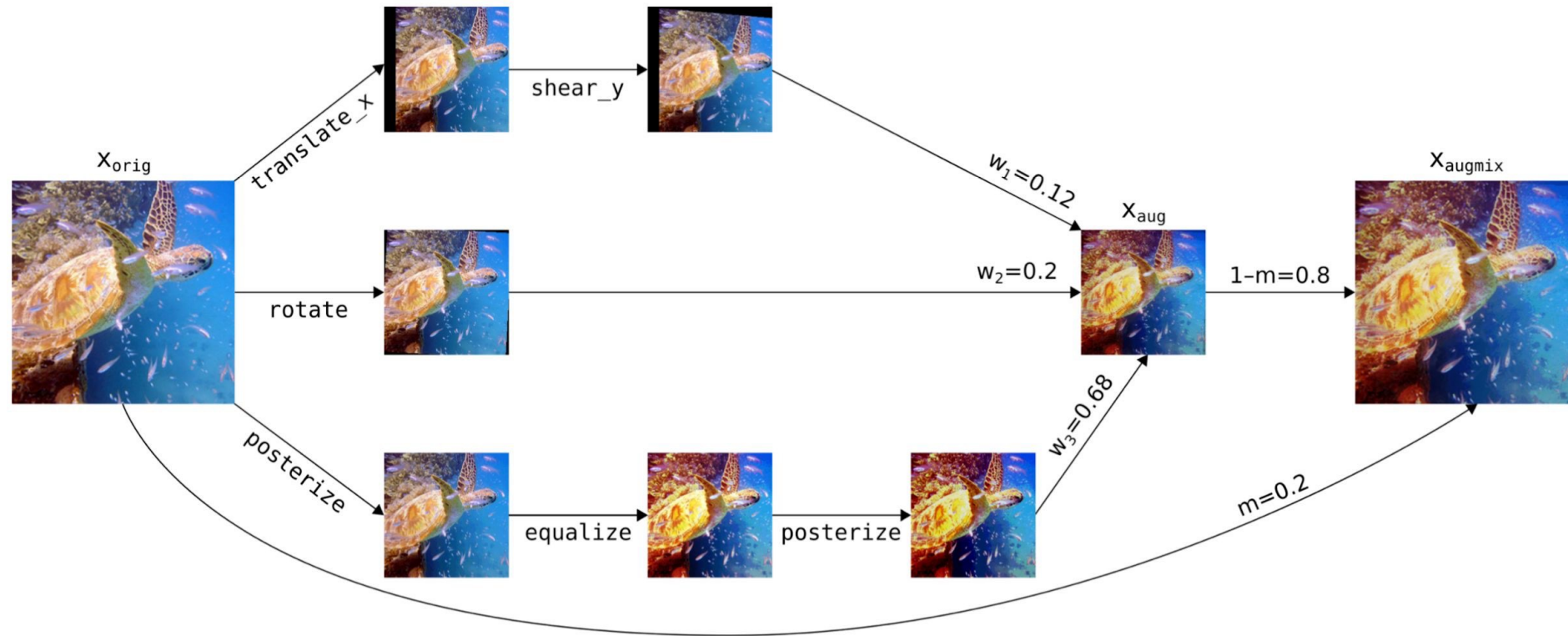
- Hypothesis: “*Representations should be invariant with respect to dataset shift.*”
- **Data augmentation** extends the dataset in order to encourage invariances.
- More examples: **contrastive learning, equivariant architectures.**



Data augmentation requires two considerations:

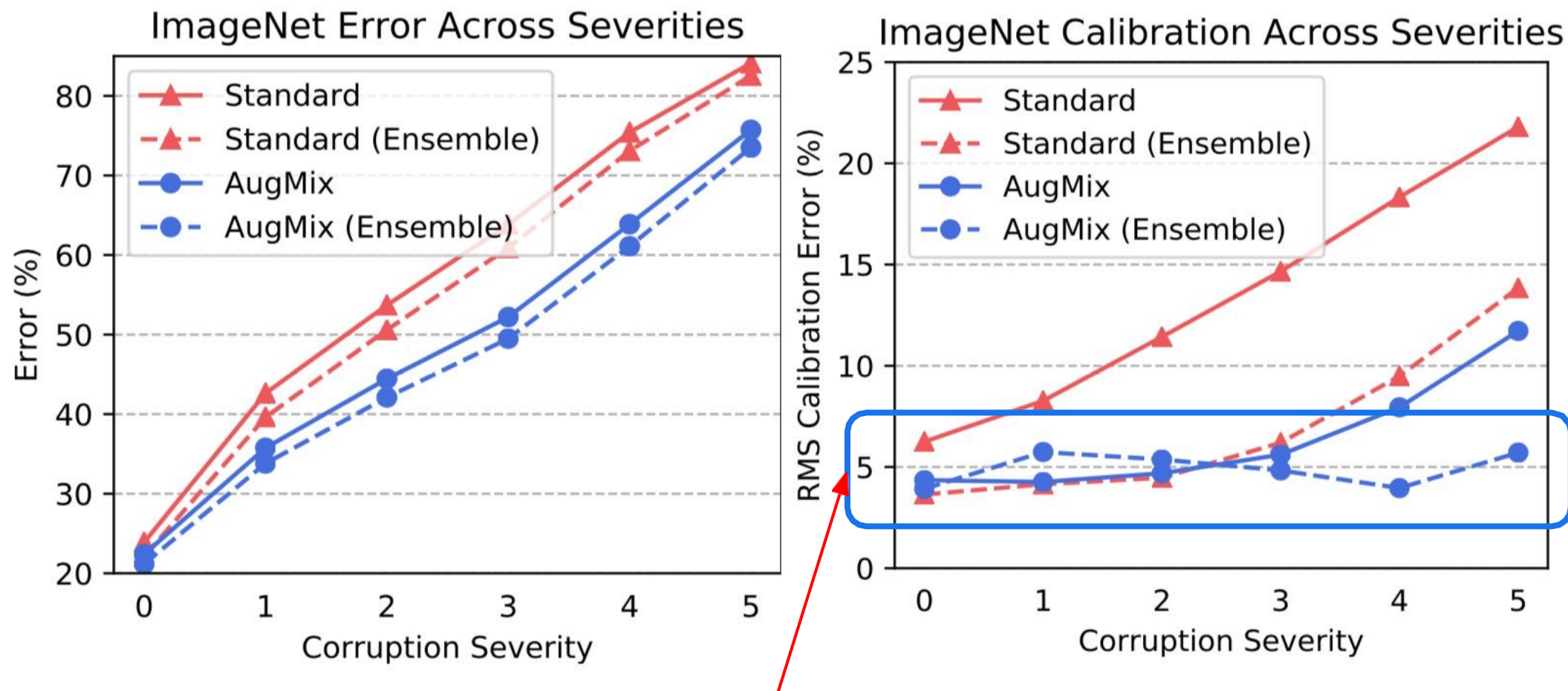
1. Set of **base** augmentation operations. (Ex: color distortions, word substitution)
2. **Combination** strategy (Ex: Sequence of K randomly selected ops.)

Composing a set of base augmentations



Composing base operations and ‘mixing’ them can improve accuracy and calibration under shift.

AugMix improves accuracy & calibration under shift



Data augmentation can provide complementary benefits to marginalization.

Synthetic Data: Towards Infinite Training Data Variations



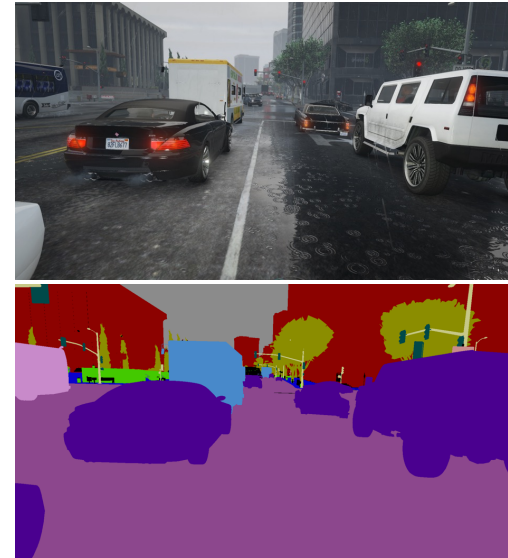
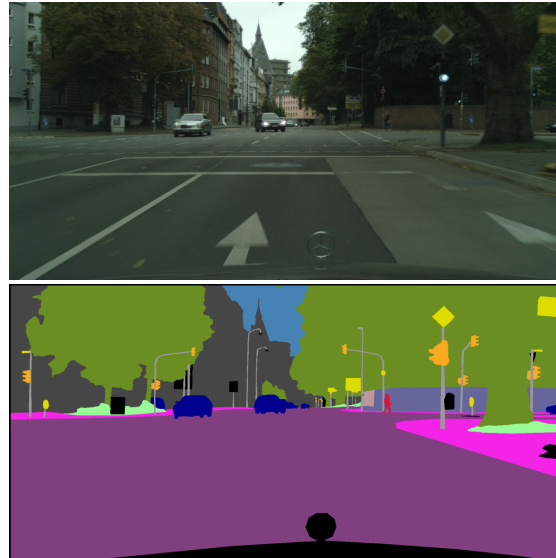
Why Synthetic Training

Collections of real data are costly

Massive real image

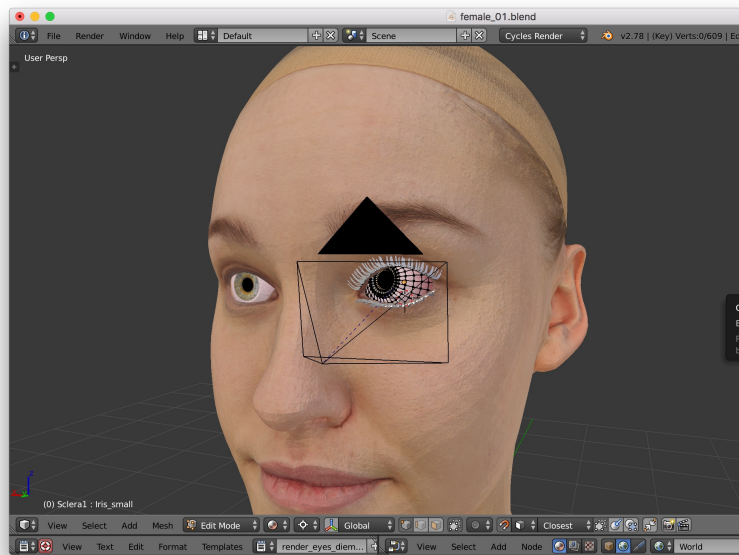
Classification / Segmentation / Detection

Synthetic data are relatively cheap to generate



Why Synthetic Training

- In some cases, synthetic data is all you have...
- EyeGaze / Depth / Flow / 3D Mesh reconstruction / Robotics




Wood et al. ICCV





Synthetic Simulation Empowers Some Most Important Applications

- Autonomous Driving: Omniverse, ISAAC, DRIVE Sim, etc.



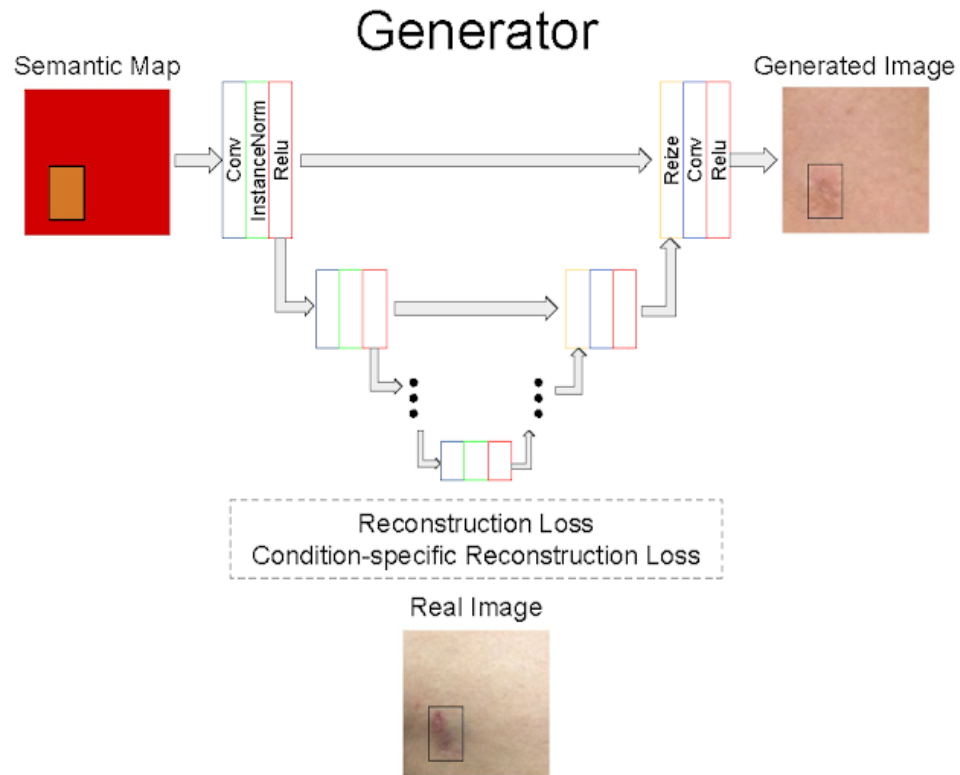
Synthetic Simulation Empowers Some Most Important Applications

- Autonomous Driving: Omniverse, ISAAC, DRIVE Sim, etc.

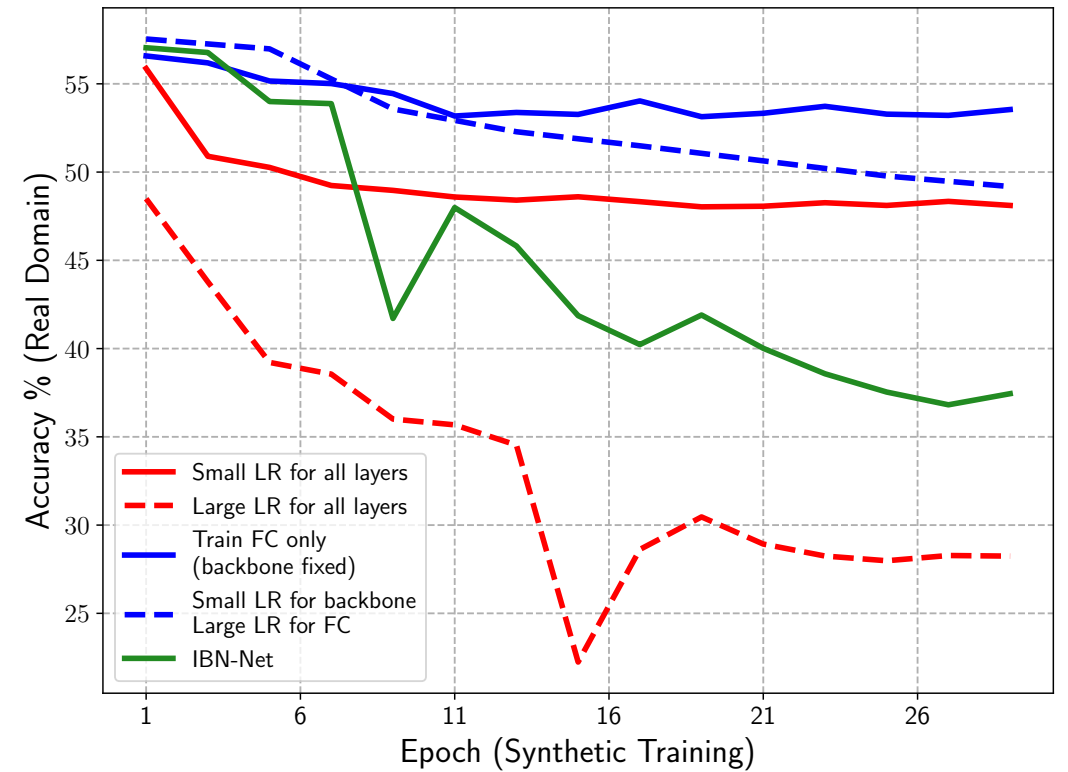
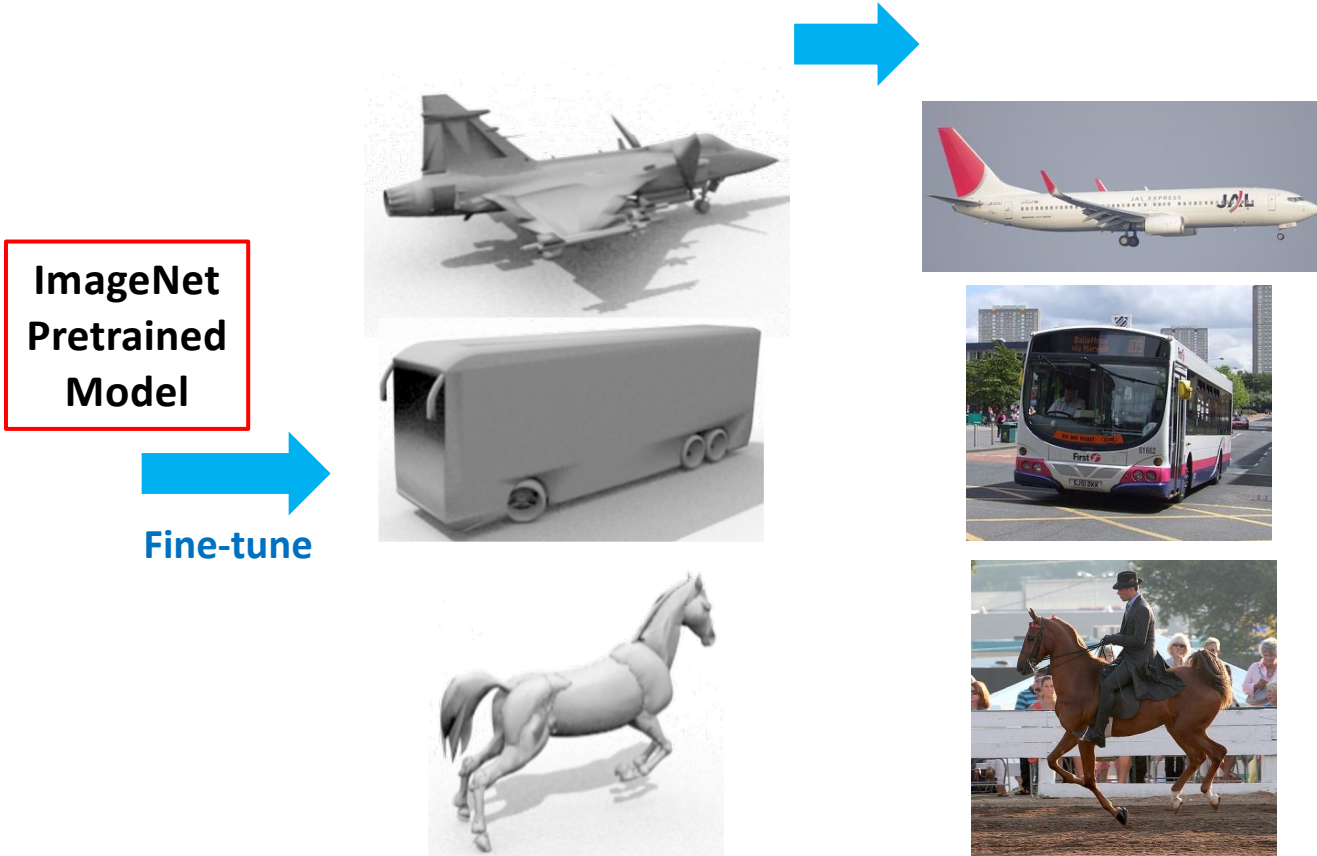


Synthetic Simulation Empowers Some Most Important Applications

- Medical Image Analysis: cover more corner cases, resolve privacy concerns...

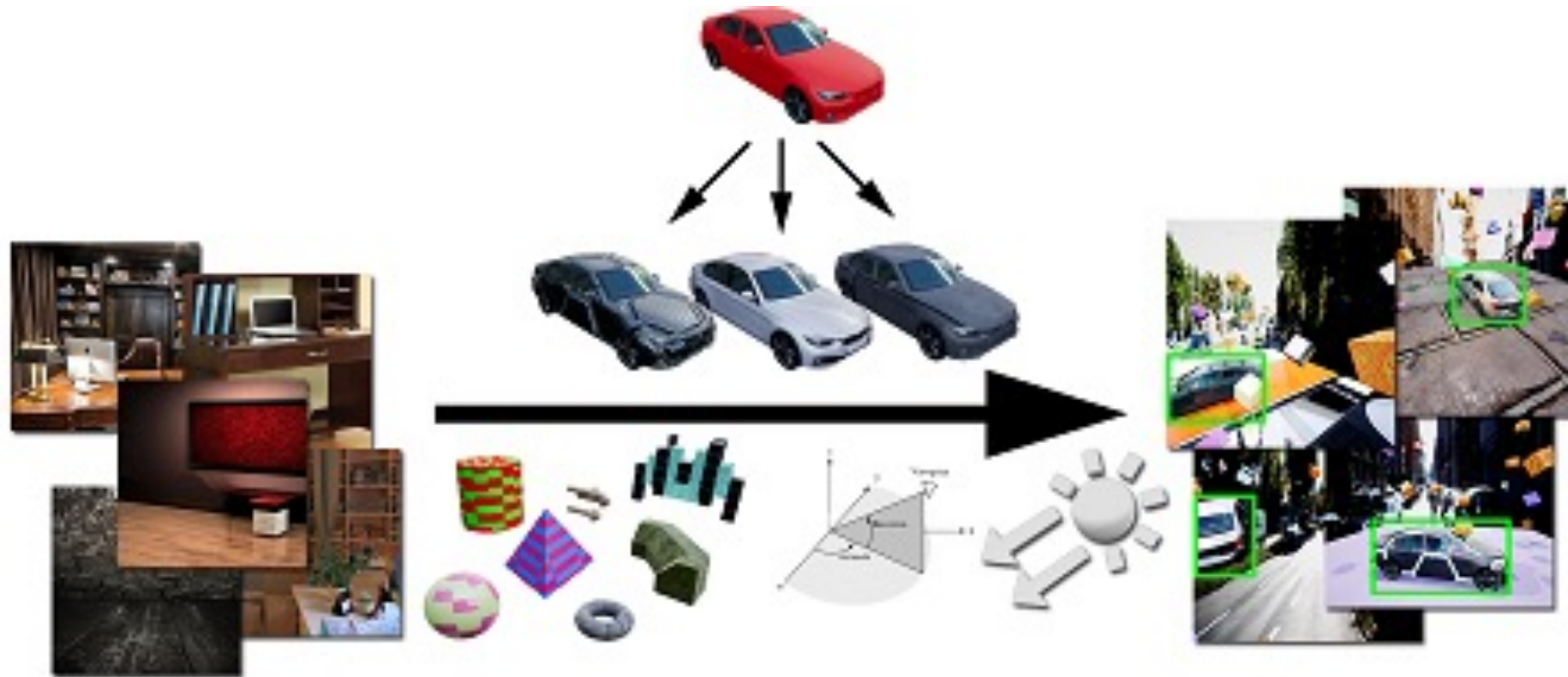


Challenging Domain Gap: Synthetic vs Real



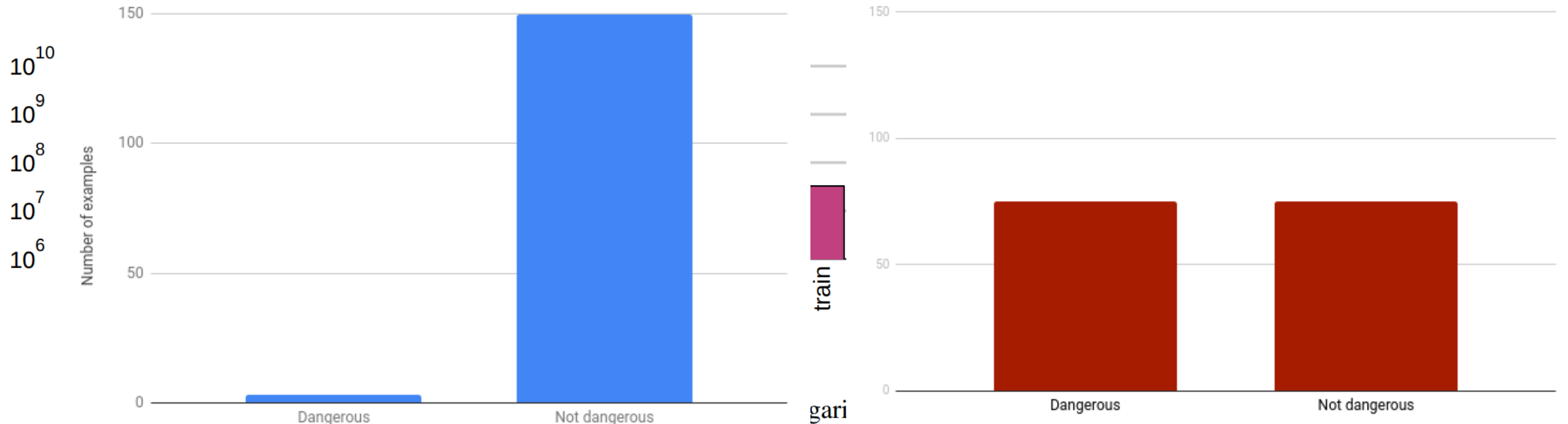
Domain Randomization (IROS'17)

- To handle the variability in real-world data, the simulator parameters (lighting, pose, object textures, etc) are randomized in non-realistic ways to force the learning of essential diverse features.



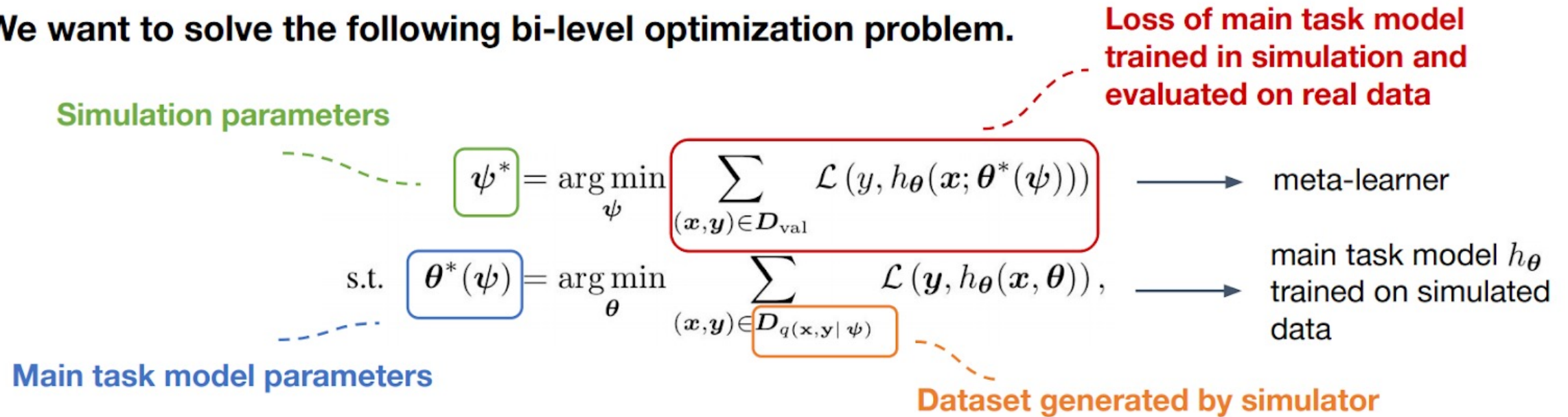
Can We Do Better than Random?

- Learn to simulate better data for a particular downstream task?
- Learn to simulate edge cases?




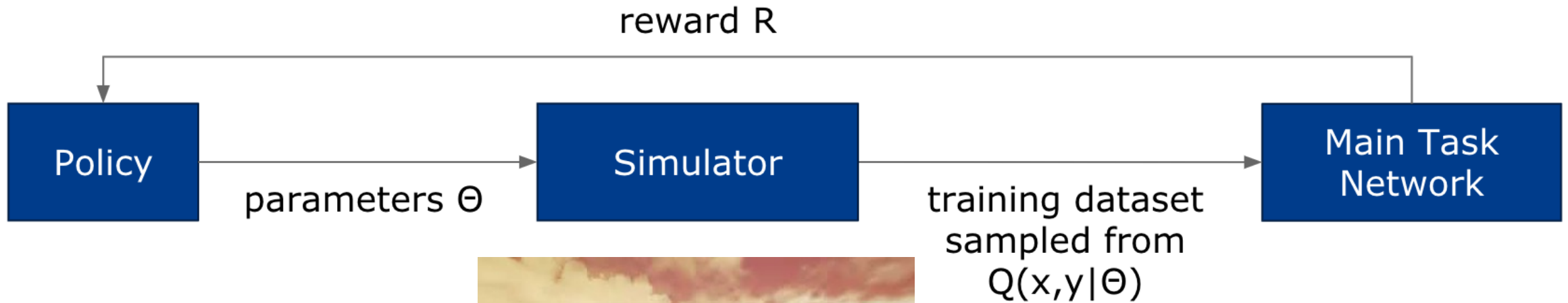
Learning to Simulate (ICLR'19)

➤ We want to solve the following bi-level optimization problem.



Learning to Simulate (ICLR'19)

- Train the policy of selecting simulator parameters, using policy



Are better simulators enough?

Models overfit to any difference

High quality is expensive



Virtual KITTI Dataset

Multi-object tracking accuracy:

Sim: 63.7%

Real: 78.1%

Virtual Worlds as Proxy for Multi-Object Tracking Analysis

[Gaidon*, Wang*, Cabon, Vig, 2016]



Jungle Book:

30M render hours

19 hours per frame

800 artist-years of effort

Jungle Book, 2016

Supervised domain adaptation

Fine-tuning



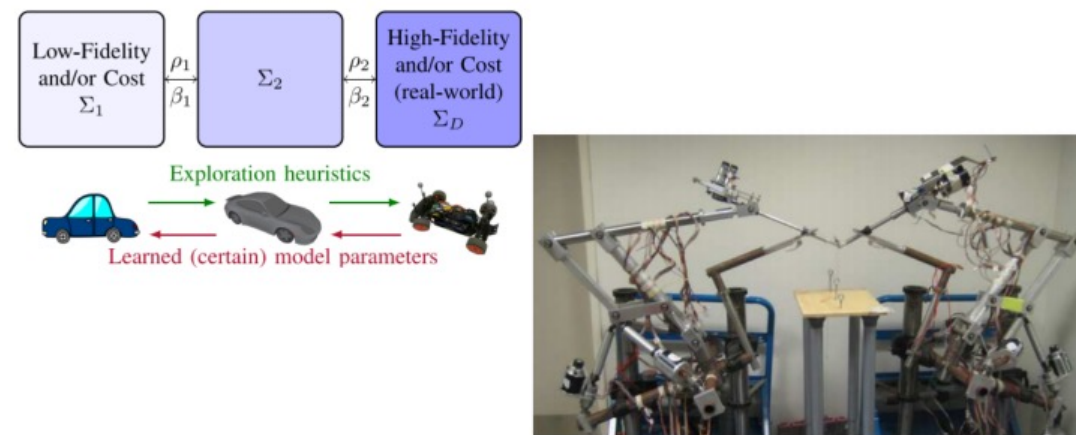
Learning Omnidirectional Path Following Using Dimensionality Reduction [Kolter, Ng, 2003]

Efficient Reinforcement Learning for Robotics using Informative Simulated Priors [Cutler, How, 2015]

Sim-to-Real Robot Learning from Pixels with Progressive Nets [Rusu et al. 2016]

Deep Predictive Policy Training using Reinforcement Learning [Ghadirzadeh, Maki, Kragic, Bjorkman, 2017]

Iterative learning control



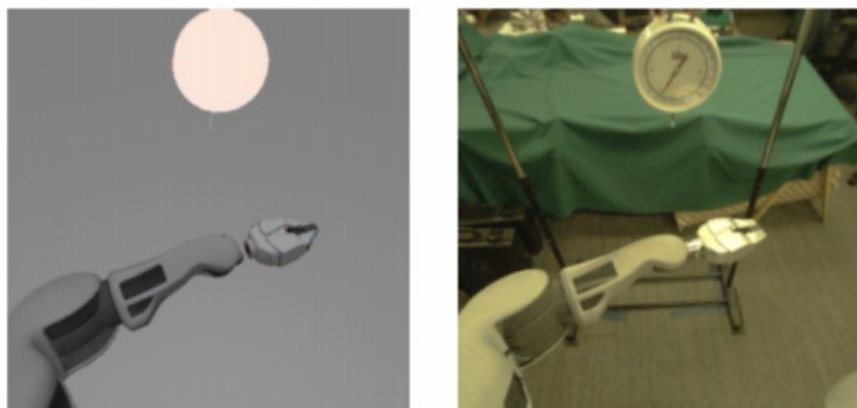
Using inaccurate models in reinforcement learning [Abbeel, Quigley, Ng, 2006]

Reinforcement learning with multi-fidelity simulators [Cutler, Walsh, How 2014]

Superhuman performance of surgical tasks by robots using iterative learning from human-guided demonstrations [Van Den Berg, Miller, Duckworth, Hu, Wan, Fu, Goldberg, Abbeel, 2010]


(Less) supervised domain adaptation

Weakly Supervised



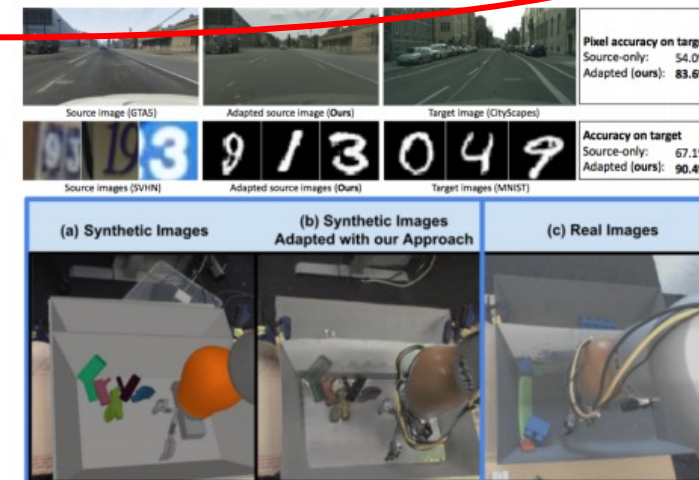
Adapting Deep Visuomotor Representations with Weak Pairwise Constraints [Tzeng, Devin, Hoffman, Finn, Abbeel, Levine, Saenko, Darrell, 2016]

Self-Supervised



A Self-supervised Learning System for Object Detection using Physics Simulation and Multi-view Pose Estimation [Mitash, Bekris, Boularias, 2017]

Unsupervised



CyCADA [Hoffman, Tzeng, Park, Zhu, Isola, Saenko, Efros, Darrel, 2017]
Using Simulation and Domain Adaptation to Improve Efficiency of Deep Robotic Grasping [Bousmalis et al., 2017]

Takeaways

- Uncertainty & robustness are critical problems in AI and machine learning.
- Benchmark models with calibration error and a large collection of OOD shifts.
- Probabilistic ML, ensemble learning, and optimization provide a foundation.
- The best methods: ensemble multiple predictions; imposing priors and inductive biases; and “lower your temperature” when using softmax
- Synthetic data can remarkably help capture more variation
 - **...but no silver bullet nor free lunch**
- Many future progress are expected – a key knob to make ML “real”


ML Predictions Are (Mostly) Accurate but Brittle

“pig” (91%)



+ 0.005 x

noise (NOT random)



=

“airliner” (99%)



[Szegedy Zaremba Sutskever Bruna Erhan Goodfellow Fergus 2013]

[Biggio Corona Maiorca Nelson Srndic Laskov Giacinto Roli 2013]

But also: [Dalvi Domingos Mausam Sanghai Verma 2004][Lowd Meek 2005]

[Globerson Roweis 2006][Kolcz Teo 2009][Barreno Nelson Rubinstein Joseph Tygar 2010]

[Biggio Fumera Roli 2010][Biggio Fumera Roli 2014][Srndic Laskov 2013]

Three commandments of Secure/Safe ML

I. Thou shalt

(because)

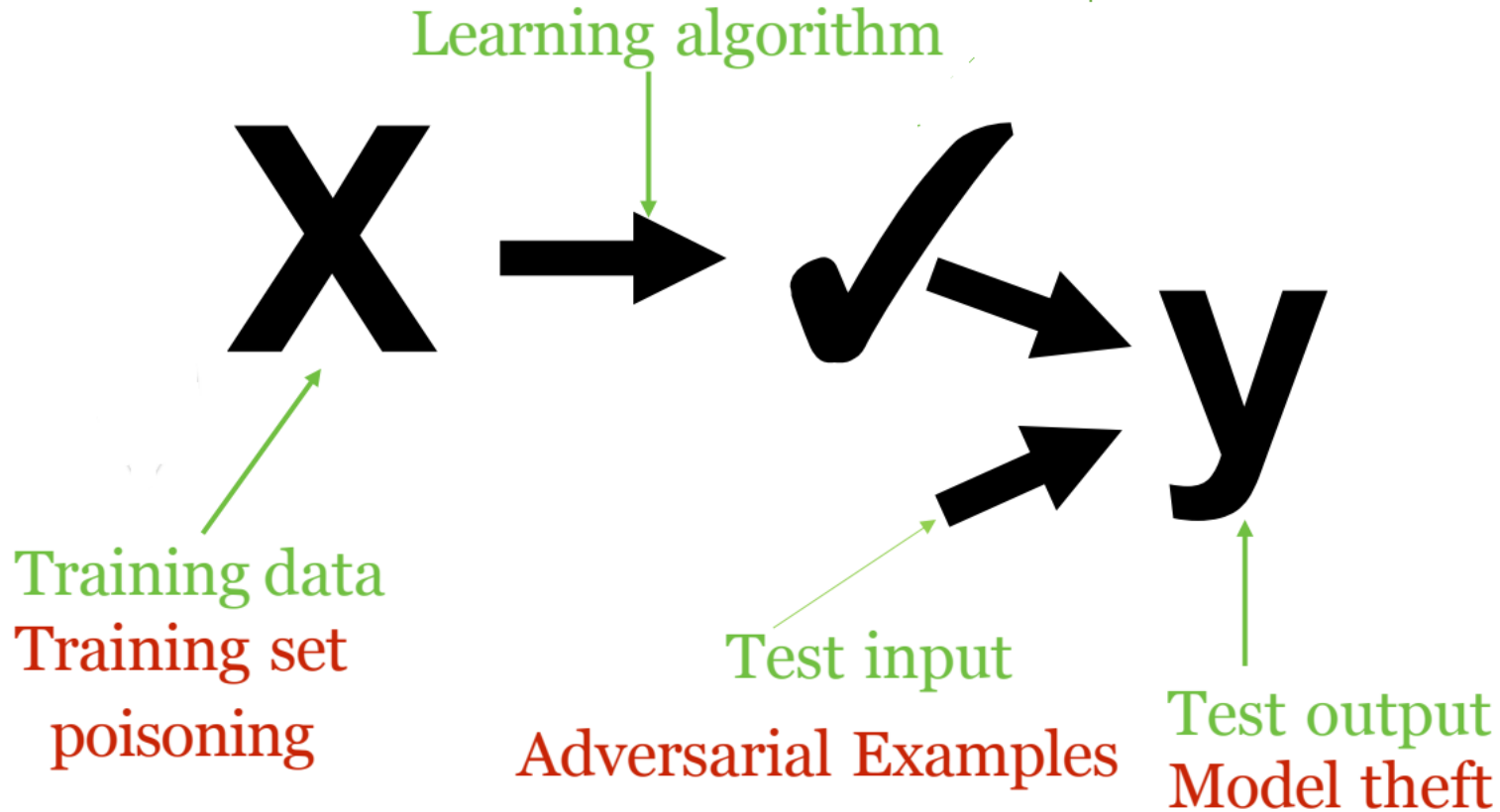
II. Thou shalt

output

(because)

III. Thou shalt

(because of adversarial examples)



serve its

r model

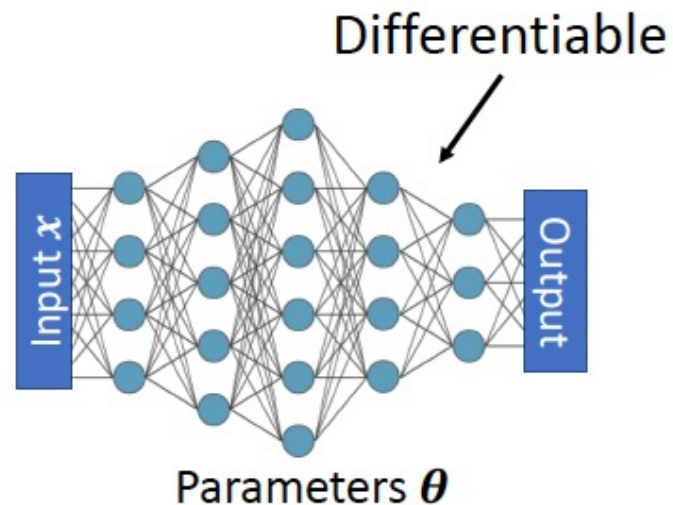
Where Do Adversarial Examples Come From?

To get an adv. example

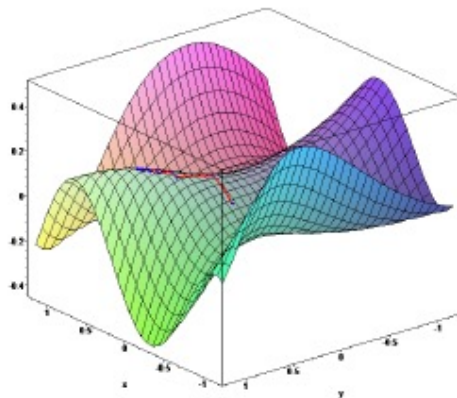
~~Goal of training:~~

Model Parameters Input Correct Label

$$\min_{\theta} \text{loss}(\theta, x, y)$$



Can use gradient descent method to find good θ

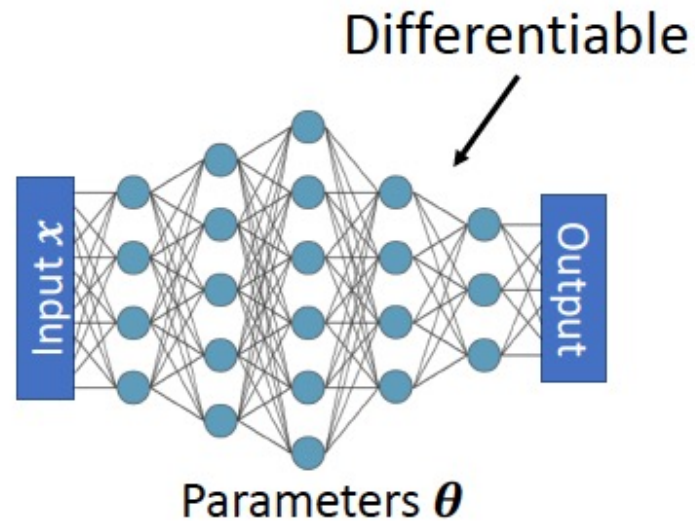


Where Do Adversarial Examples Come From?

To get an adv. example

~~Goal of training:~~

$$\max_{\delta} \text{loss}(\theta, x + \delta, y)$$



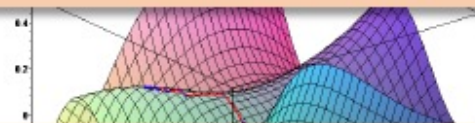
Which δ are allowed?

Examples: δ that is small wrt

- ℓ_p -norm
- Rotation and/or translation
- VGG feature perturbation
- (add the perturbation you need here)

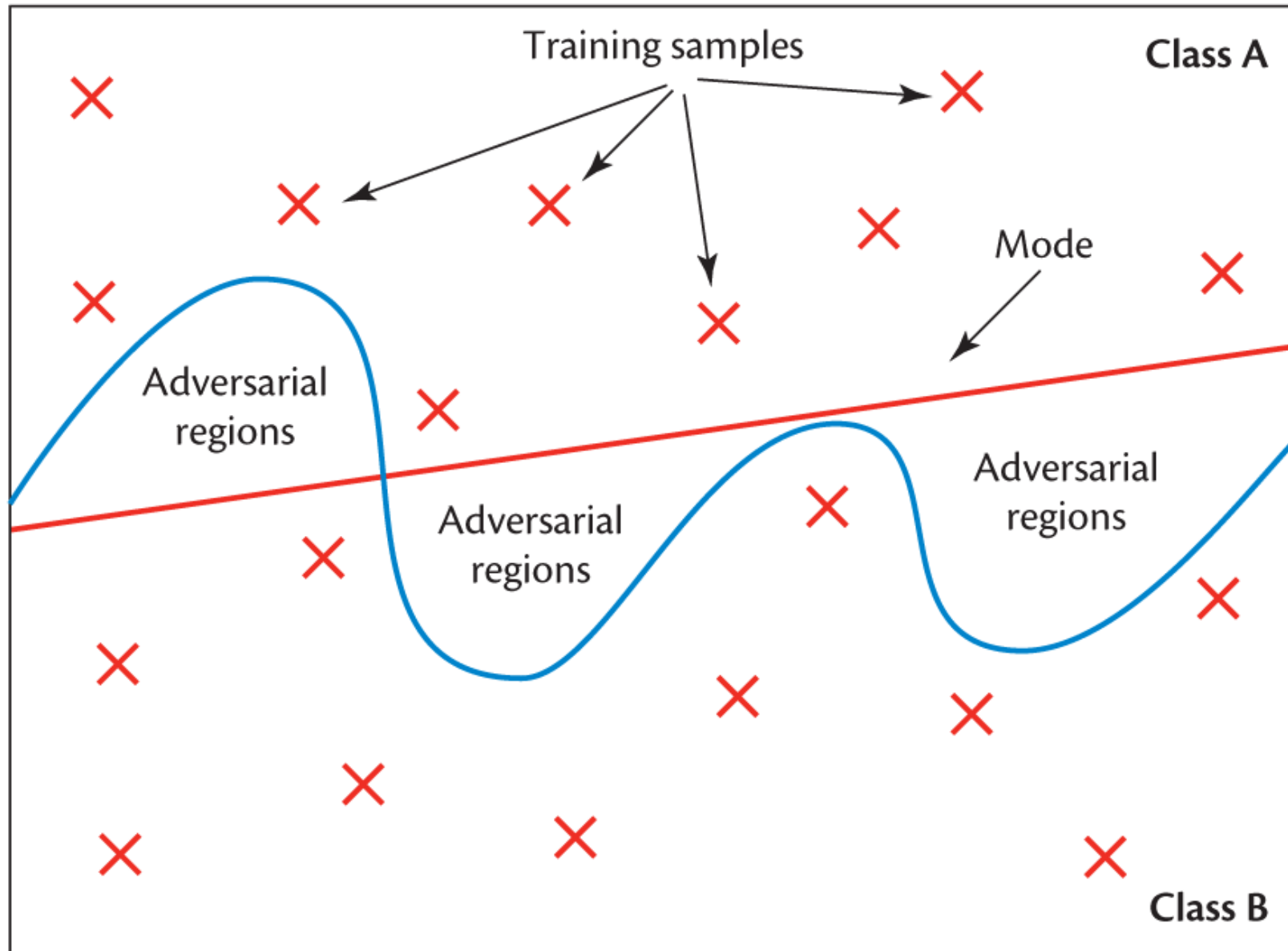
Can use gradient descent

This is an important question
(that we put aside)



Still: We have to confront
(small) ℓ_p -norm perturbations

A Possible By-Product of ML Bias-Variance Trade-Off



Towards ML Models that Are Adv. Robust

[M Makelov Schmidt Tsipras Vladu 2018]

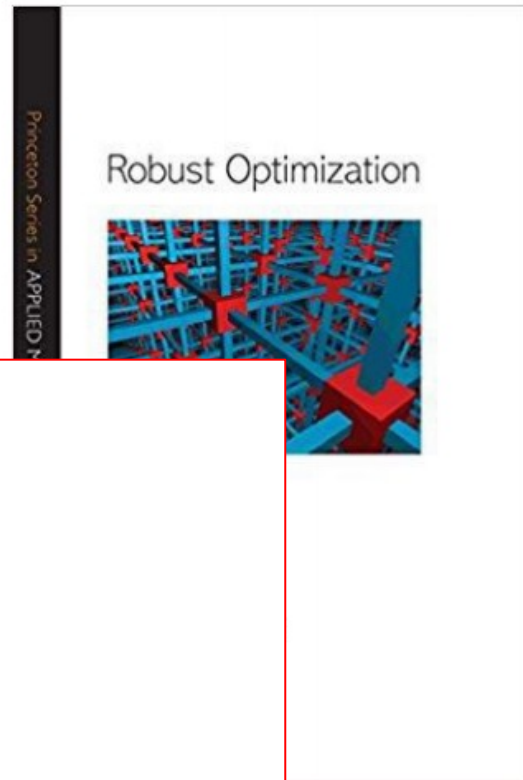
Key observation: Lack of adv. robustness is **NOT** at odds with what we currently want our ML models to achieve

~~Standard~~ generalization: $\mathbb{E}_{(x,y) \sim D} [\max_{\delta \in \Delta} \text{loss}(\theta, x + \delta, y)]$

Adversarially robust

But: Adversarial noise is a “needle in a haystack”

Robust Objectives



- Use the following

- $\min_w E$

- Outer minimization

- Inner maximization

Part II: training a robust classifier

$$\min_{\theta} \sum_{x, y \in S} \max_{\delta \in \Delta} \text{Loss}(x + \delta, y; \theta)$$

Part I: creating an adversarial example
(or ensuring one does not exist)

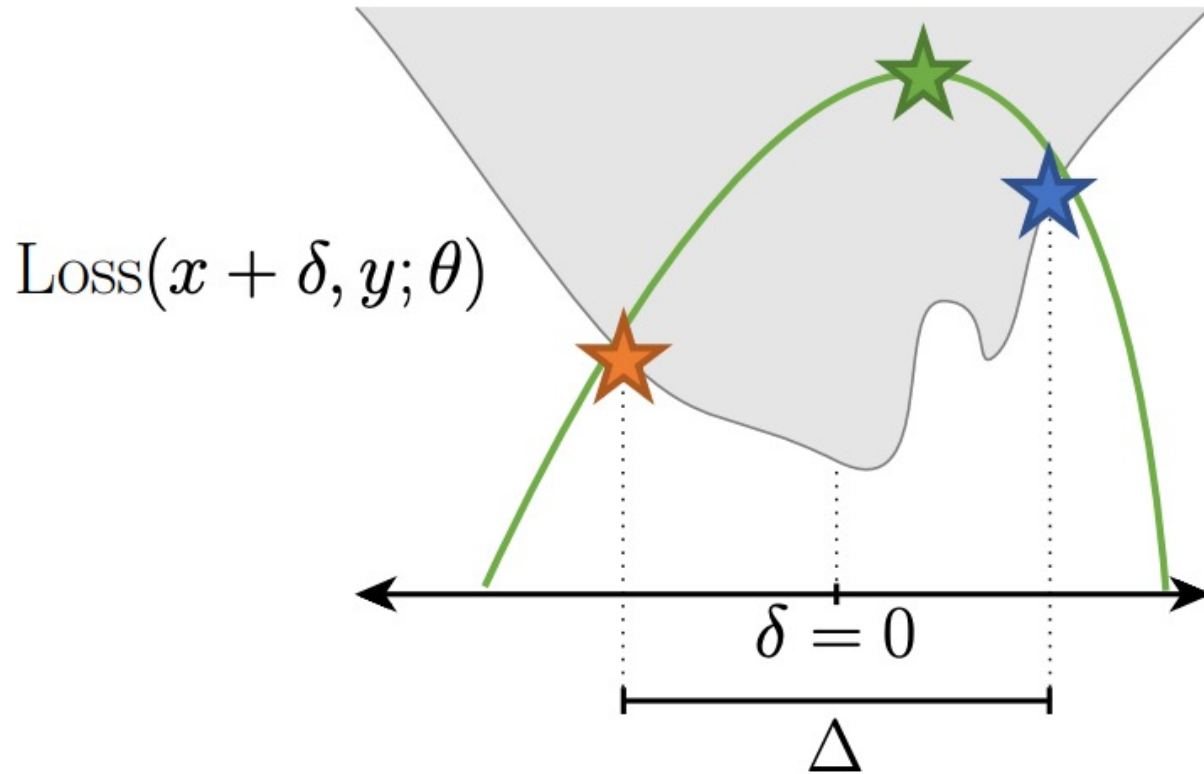
- A. Madry, *Adversarial Robustness to Deep Learning Models*

- A. Sinha, H. Namkoong, and J. Duchi. Certifying some Distributional Robustness with Principled Adversarial Training. ICLR 2018

Deep

The inner maximization problem

How do we solve the optimization?



$$\max_{\delta \in \Delta} \text{Loss}(x + \delta, y; \theta)$$

1. Local search (lower bound on objective)
2. Combinatorial optimization (exactly solve objective)
3. Convex relaxation (upper bound on objective)

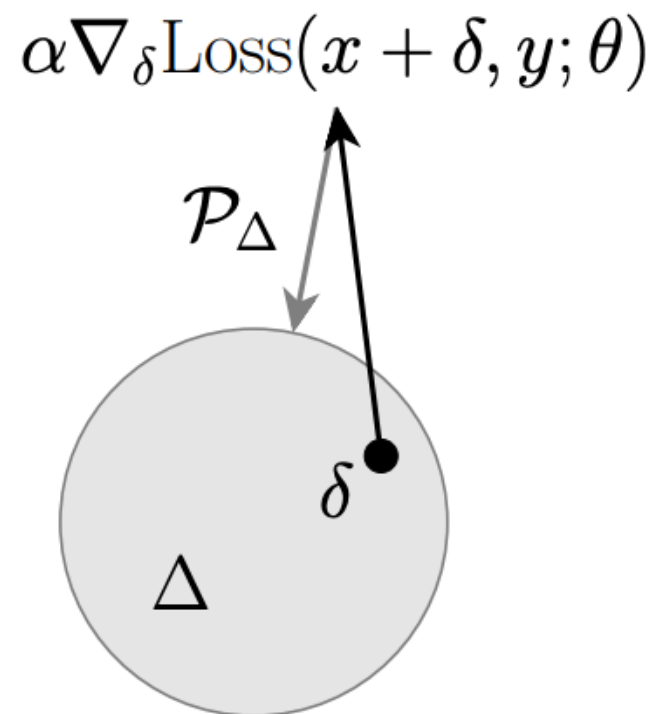
Projected gradient descent

Recall we are optimizing

$$\max_{\delta \in \Delta} \text{Loss}(x + \delta, y; \theta)$$

We can employ a projected gradient descent method, take gradient step and project back into feasible set Δ

$$\delta := \mathcal{P}_{\Delta}[\delta + \nabla_{\delta} \text{Loss}(x + \delta, y; \theta)]$$



The Fast Gradient Sign Method (FGSM)

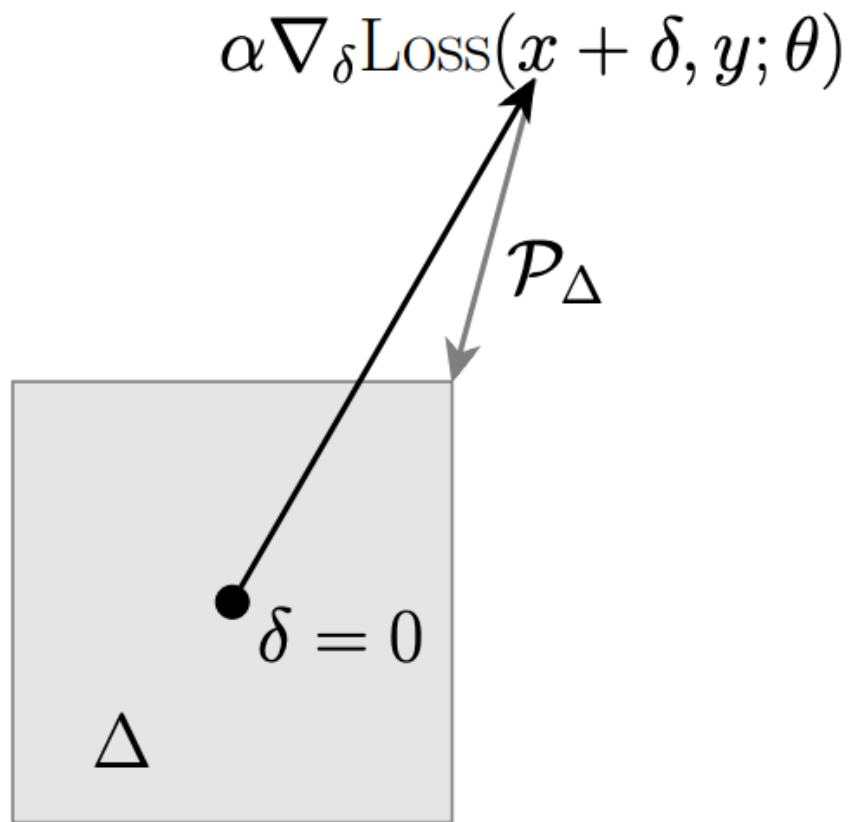
To be more concrete, take Δ to be the ℓ_∞ ball, $\Delta = \{\delta: \|\delta\|_\infty \leq \epsilon\}$, so projection takes the form

$$P_\Delta(\delta) = \text{Clip}(\delta, [-\epsilon, \epsilon])$$

As $\alpha \rightarrow \infty$, we always reach “corner” of the box, called fast gradient sign method (FGSM)

[Goodfellow et al., 2014]

$$\delta = \epsilon \cdot \text{sign}(\nabla_\delta \text{Loss}(x + \delta, y; \theta))$$



Targeted attacks

Also possible to explicitly try to change label to a *particular* class

$$\max_{\delta \in \Delta} \left(\text{Loss}(x + \delta, y; \theta) - \text{Loss}(x + \delta, y_{\text{targ}}; \theta) \right)$$

Consider multi-class cross entropy loss

$$\text{Loss}(x + \delta, y; \theta) = \log \sum_i \exp h_{\theta}(x + \delta)_i - h_{\theta}(x)_y$$

Then note that above problem simplifies to

$$\max_{\delta \in \Delta} \left(h_{\theta}(x)_{y_{\text{targ}}} - h_{\theta}(x)_y \right)$$

The outer minimization problem

Inner maximization:

$$\max_{\delta \in \Delta} \text{Loss}(x + \delta, y; \theta)$$



Outer minimization:

$$\min_{\theta} \sum_{x, y \in S} \max_{\delta \in \Delta} \text{Loss}(x + \delta, y; \theta)$$

1. Local search (lower bound on objective)
2. Combinatorial optimization (exactly solve objective)
3. Convex relaxation (upper bound on objective)

1. Adversarial training
3. Provably robust training

Danskin's Theorem

A fundamental result in optimization:

$$\nabla_{\theta} \max_{\delta \in \Delta} \text{Loss}(x + \delta, y; \theta) = \nabla_{\theta} \text{Loss}(x + \delta^*, y; \theta)$$

where $\delta^* = \max_{\delta \in \Delta} \text{Loss}(x + \delta, y; \theta)$

Seems “obvious,” but it is a very subtle result; means we can optimize through the max by just finding it's maximizing value

Note however, it *only* applies when max is performed exactly

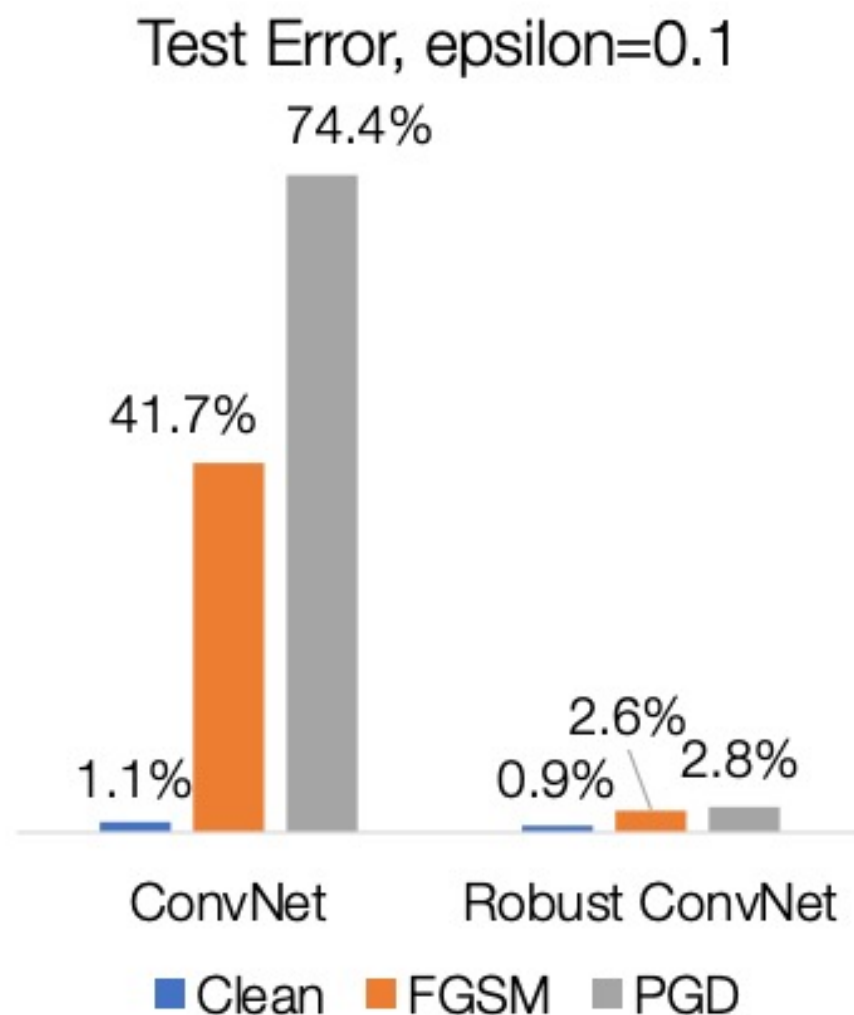
Adversarial training [Goodfellow et al., 2014]

Repeat

1. Select minibatch B
2. For each $(x, y) \in B$, compute adversarial example $\delta^*(x)$
3. Update parameters

$$\theta := \theta - \frac{\alpha}{|B|} \sum_{x, y \in B} \nabla_{\theta} \text{Loss}(x + \delta^*(x), y; \theta)$$

Common to also mix robust/standard updates (not done in our case)



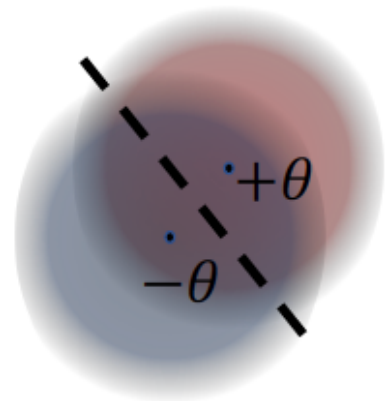
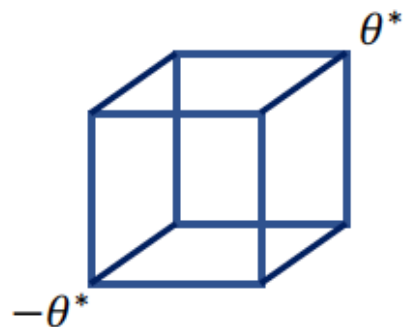
Adv. Robust Generalization Needs More Data

Theorem [Schmidt Santurkar Tsipras Talwar M 2018]:

Sample complexity of adv. robust generalization can be **significantly larger** than that of “standard” generalization

Specifically: There exists a d -dimensional distribution \mathbf{D} s.t.:

- A **single** sample is enough to get an **accurate** classifier ($P[\text{correct}] > 0.99$)
- **But:** Need $\Omega(\sqrt{d})$ samples for better-than-chance **robust** classifier



Does Being Robust Help “Standard” Generalization?

Data augmentation: An effective technique to improve “standard” generalization



Adversarial training

=

An “ultimate” version of data augmentation?

(since we train on the “most confusing” version of the training set)

Does adversarial training always improve
“standard” generalization?

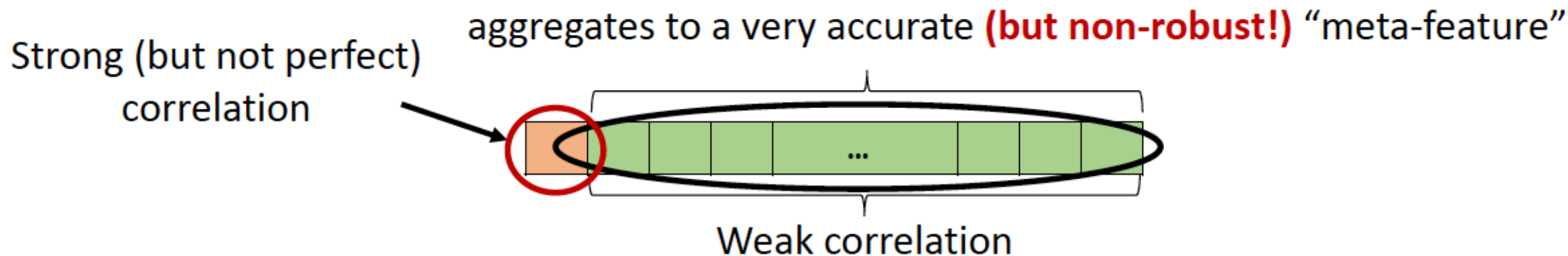
Does Being Robust Help “Standard” Generalization?

Theorem [Tsipras Santurkar Engstrom Turner M 2018]:

No “free lunch”: can exist a trade-off between accuracy and robustness

Basic intuition:

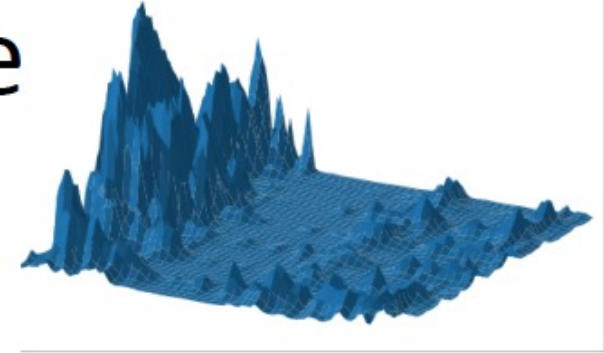
- In standard training, **all correlation is good correlation**
- If we want robustness, **must avoid** weakly correlated features



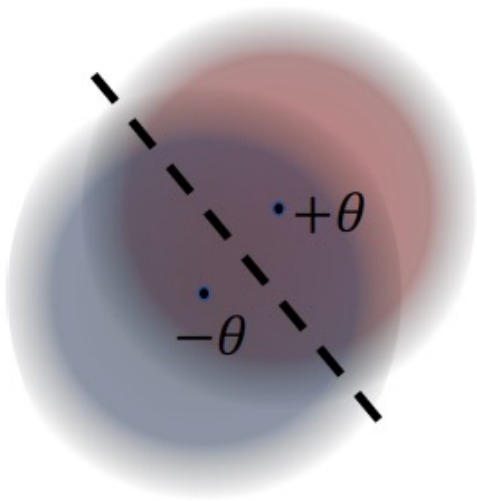
Standard training: use all of features, maximize accuracy

Adversarial training: use only single robust feature **(at the expense of accuracy)**

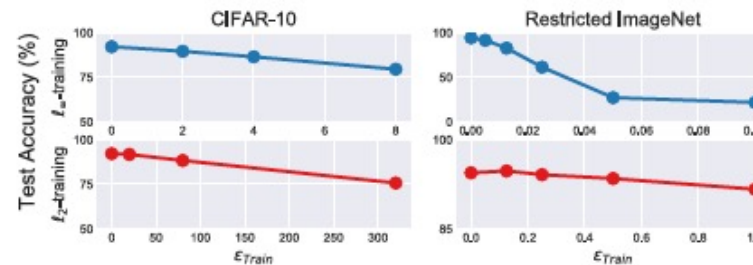
Adversarial Robustness is Not Free



→ Optimization during training more difficult and models need to be larger



→ More training data might be required
[Schmidt Santurkar Tsipras Talwar M 2018]



→ Might need to lose on “standard” measures of performance
[Tsipras Santurkar Engstrom Turner M 2018] (Also see: [Bubeck Price Razenshteyn 2018])

-> Other Difficulties such as Robust Overfitting (ICML 2020) etc.


But There Are (Unexpected?) Benefits Too

[Tsipras Santurkar Engstrom Turner M 2018]


Models become more **semantically meaningful**



Input




Gradient of
standard model



Gradient of
adv. robust model

Adversarial Examples Beyond Pixel Perturbations ...



A ROTATION AND A TRANSLATION SUFFICE: FOOLING CNNs WITH SIMPLE TRANSFORMATIONS

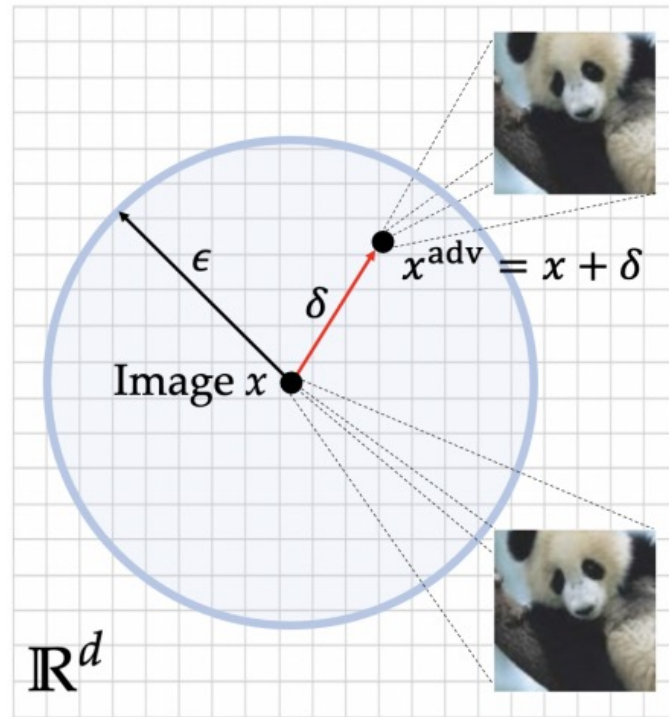
Logan Engstrom, Ludwig Schmidt, Dimitris Tsipras, Aleksander Madry
Massachusetts Institute of Technology
{engstrom,ludwigs,tsipras,madry}@mit.edu

$$\begin{bmatrix} u' \\ v' \end{bmatrix} = \begin{bmatrix} \cos \theta & -\sin \theta \\ \sin \theta & \cos \theta \end{bmatrix} \cdot \begin{bmatrix} u \\ v \end{bmatrix} + \begin{bmatrix} \delta u \\ \delta v \end{bmatrix}$$

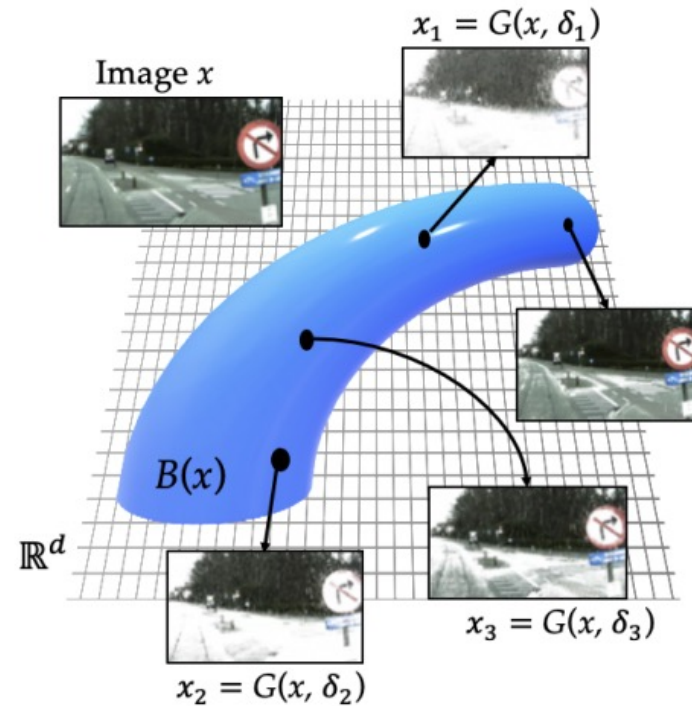
By defining the spatial transformation for some x as $T(x; \delta u, \delta v, \theta)$, we construct an adversarial perturbation for x by solving the problem

$$\max_{\delta u, \delta v, \theta} \mathcal{L}(x', y), \quad \text{for } x' = T(x; \delta u, \delta v, \theta), \quad (1)$$

Adversarial Examples Beyond Pixel Perturbations ...



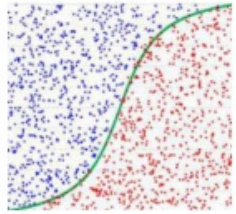
(a) **Perturbation-based robustness.** In perturbation-based adversarial robustness, an adversary can perturb a datum x into a perceptually similar datum $x^{\text{adv}} := x + \delta$. When δ is constrained to lie in a set $\Delta := \{\delta \in \mathbb{R}^d : \|\delta\|_p \leq \epsilon\}$, the underlying geometry of the problem can be used to find worst-case additive perturbations.



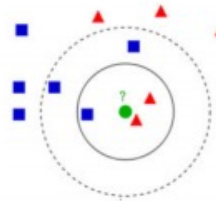
(b) **Model-based robustness.** In our paradigm, models of natural variation can be thought of characterizing a class of *learned image manifolds* $B(x)$. By searching over these manifolds, in the model-based robust deep learning paradigm, we seek images $x' \in B(x)$ that have been subjected to high levels of natural variation.

Adversarial examples...

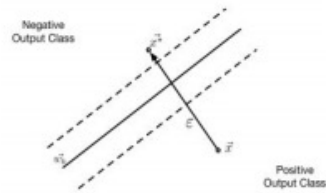
... beyond deep learning



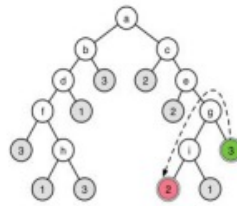
Logistic Regression



Nearest Neighbors


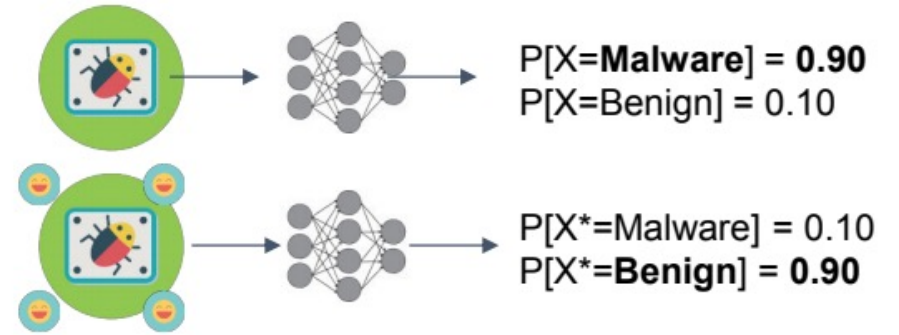


Support Vector Machines



Decision Trees

... beyond computer vision



Poisoning Attack

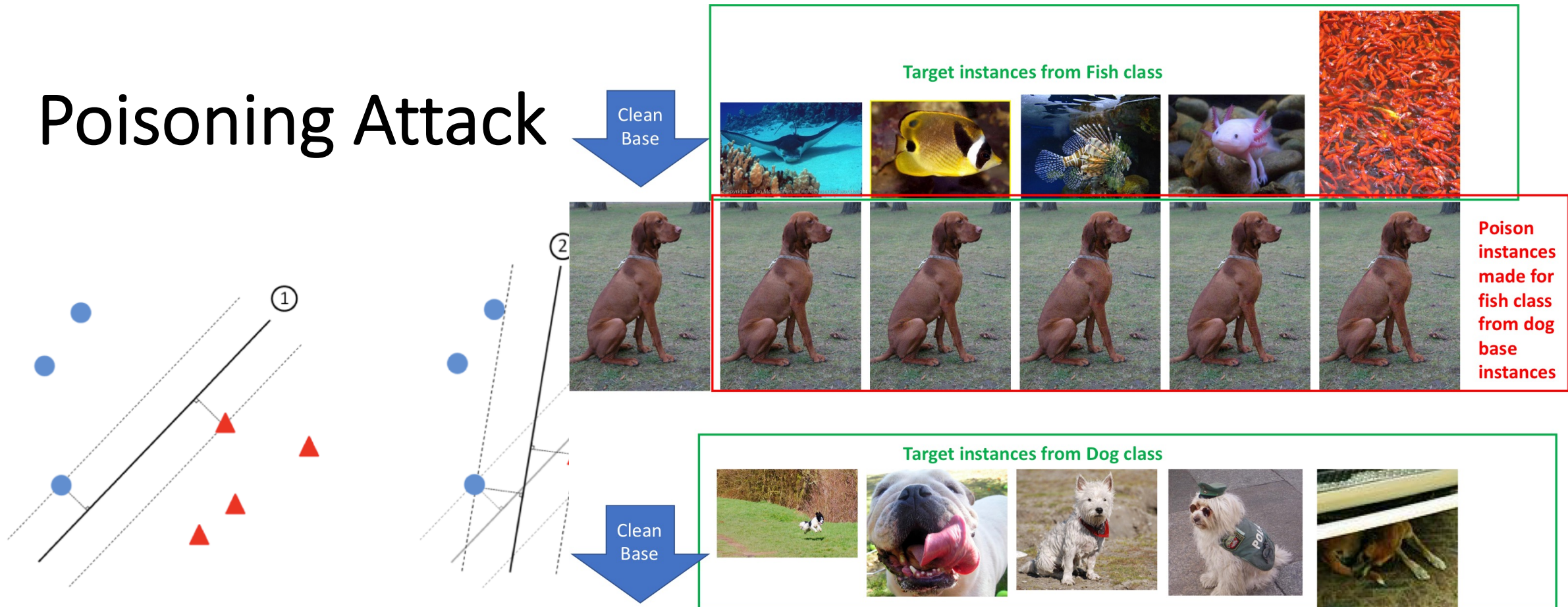


Fig. 1. Linear SVM classifier decision boundary for a two-class dataset with support vectors and class instances. Decision boundary is significantly impacted if just one training sample is changed, even when that sample is a support vector (right).

Let $f(\mathbf{x})$ denote the function (before the softmax layer). We use \mathbf{t} as input since it encodes high-level semantic features. Due to the high complexity and nonlinearity of f , it is possible to find an example \mathbf{x} that “collides” with the target in feature space, while simultaneously being close to the base instance \mathbf{b} in input space by computing

$$\mathbf{p} = \underset{\mathbf{x}}{\operatorname{argmin}} \quad \|f(\mathbf{x}) - f(\mathbf{t})\|_2^2 + \beta \|\mathbf{x} - \mathbf{b}\|_2^2 \quad (1)$$

Model Theft

- **Model theft:** extract model parameters by queries (intellectual property theft)
 - Given a classifier F
 - Query F on q_1, \dots, q_n and learn a classifier G
 - $F \approx G$
- *Goals:* leverage active learning literature to develop new attacks and preventive techniques
- *Paper:* *Stealing Machine Learning Models using Prediction APIs*, Tramer et al., Usenix Security 2016
- *Solution:* *Nasty Teacher*, ICLR 2021, et. al.

Fake News Attacks

Abusive use of machine learning:

Using GANs to generate **fake content** (a.k.a deep fakes)

Strong societal implications:

elections, automated trolling, court

evidence ...



Generative media:

- Video of Obama saying things he never said, ...
- Automated reviews, tweets, comments, indistinguishable from human-generated content

Towards (Adversarially) Robust ML

- **Algorithms:** Faster robust training + verification [Xiao Tjeng Shafiullah **M** 2018], smaller models, new architectures?
- **Theory:** (Better) adv. robust generalization bounds, new regularization techniques
- **Data:** New datasets and **more comprehensive set of perturbations**

Major need: Embracing more of a worst-case mindset

- **Adaptive** evaluation methodology + scaling up verification

Further Read: <https://adversarial-ml-tutorial.org/>





The University of Texas at Austin
**Electrical and Computer
Engineering**
Cockrell School of Engineering